



**stonebranch**

Universal Agent 7.4.x

Universal Connector for PeopleSoft 7.4.x Reference Guide

© 2023 by Stonebranch, Inc. All Rights Reserved.

1. Universal Connector for PeopleSoft 7.4.x Reference Guide	4
1.1 PeopleSoft Web Services	6
1.2 Universal Connector for PeopleSoft for UNIX	6
1.3 Universal Connector for PeopleSoft for Windows	7
1.4 Universal Connector for PeopleSoft Commands	8
1.4.1 CANCEL PROCESS - UPPS Command	10
1.4.2 DELETE PROCESS - UPPS Command	10
1.4.3 DISPLAY OUTPUT FORMATS - UPPS Command	11
1.4.4 DISPLAY OUTPUT TYPES - UPPS Command	12
1.4.5 DISPLAY PRCS GET REPORT - UPPS Command	15
1.4.6 DISPLAY PRCS GET REQUEST - UPPS Command	16
1.4.7 DISPLAY PRCS GET SERVER CONSTRAINTS - UPPS Command	17
1.4.8 DISPLAY PRCS PARAMS - UPPS Command	19
1.4.9 DISPLAY PRCS PRINT JOB HTML REPORT - UPPS Command	20
1.4.10 DISPLAY PRCS PRINT JOB REQUEST REPORT - UPPS Command	21
1.4.11 DISPLAY PRCS PRINT SCHED HTML REPORT - UPPS Command	24
1.4.12 DISPLAY PRCS PROMPT - UPPS Command	26
1.4.13 DISPLAY PROCESS NAMES - UPPS Command	27
1.4.14 DISPLAY REQUESTS - UPPS Command	28
1.4.15 HOLD PROCESS - UPPS Command	30
1.4.16 START JOBSET - UPPS Command	31
1.4.17 SUBMIT PROCESS - UPPS Command	33
1.4.18 WAIT for PROCESS - UPPS Command	36
1.5 Universal Connector for PeopleSoft Exit Codes	38
1.6 Universal Connector for PeopleSoft Configuration Options for Program Execution	39
1.6.1 AFT (Application Fault Tolerant) Options - Universal Connector for PeopleSoft	40
1.6.2 COMMAND FILE Options - Universal Connector for PeopleSoft	41
1.6.3 HOST Options - Universal Connector for PeopleSoft	42
1.6.4 INFORMATIONAL Options - Universal Connector for PeopleSoft	42
1.6.5 INSTALLATION Options - Universal Connector for PeopleSoft	43
1.6.6 LOCAL Options - Universal Connector for PeopleSoft	44
1.6.7 MESSAGE Options - Universal Connector for PeopleSoft	44
1.6.8 NFT (Network Fault Tolerant) Options - Universal Connector for PeopleSoft	45
1.6.9 SSL/TLS Options - Universal Connector for PeopleSoft	46
1.6.10 USER Options - Universal Connector for PeopleSoft	47
1.7 Universal Connector for PeopleSoft Configuration Options	47
1.7.1 APPL_RETRY_COUNT - UPPS configuration option	51
1.7.2 APPL_RETRY_INTERVAL - UPPS configuration option	52
1.7.3 APPL_RETRY_MSG_IDS - UPPS configuration option	52
1.7.4 BIF_DIRECTORY - UPPS configuration option	53
1.7.5 CA_CERTIFICATES - UPPS configuration option	53
1.7.6 CERTIFICATE - UPPS configuration option	54
1.7.7 CERTIFICATE_EXPIRATION_NOTICE - UPPS configuration option	54
1.7.8 CNT_FILTER - UPPS configuration option	55
1.7.9 CONTENT_ID - UPPS configuration option	55
1.7.10 DEFINITION_FILE_FORMAT - UPPS configuration option	56
1.7.11 DISTRIBUTION_STATUS - UPPS configuration option	56
1.7.12 ENCRYPT_FILE - UPPS configuration option	57
1.7.13 ENCRYPTION_KEY - UPPS configuration option	57
1.7.14 ENDPOINT - UPPS configuration option	58
1.7.15 FILE_NAME - UPPS configuration option	58
1.7.16 FILTER_UNIT - UPPS configuration option	59
1.7.17 FILTER_VALUE - UPPS configuration option	59
1.7.18 FROM_DATE - UPPS configuration option	60
1.7.19 HELP - UPPS configuration option	60
1.7.20 HOST - UPPS configuration option	61
1.7.21 INSTALLATION_DIRECTORY - UPPS configuration option	61
1.7.22 ITEM_INSTANCE - UPPS configuration option	62
1.7.23 JOB_NAME - UPPS configuration option	62
1.7.24 LANGUAGE_CODE - UPPS configuration option	63
1.7.25 MAIN_JOB_NAME - UPPS configuration option	63
1.7.26 MAIN_SCHED_NAME - UPPS configuration option	63
1.7.27 MAX_SSL_PROTOCOL - UPPS configuration option	64
1.7.28 MESSAGE_LANGUAGE - UPPS configuration option	64
1.7.29 MESSAGE_LEVEL - UPPS configuration option	65
1.7.30 MIN_SSL_PROTOCOL - UPPS configuration option	66
1.7.31 OPERATOR_ID - UPPS configuration option	66
1.7.32 OUTPUT_DESTINATION_FORMAT - UPPS configuration option	67
1.7.33 OUTPUT_DESTINATION_STRING - UPPS configuration option	67
1.7.34 OUTPUT_DESTINATION_TYPE - UPPS configuration option	68
1.7.35 OUTPUT_FORMAT - UPPS configuration option	68
1.7.36 PASSWORD - UPPS configuration option	69

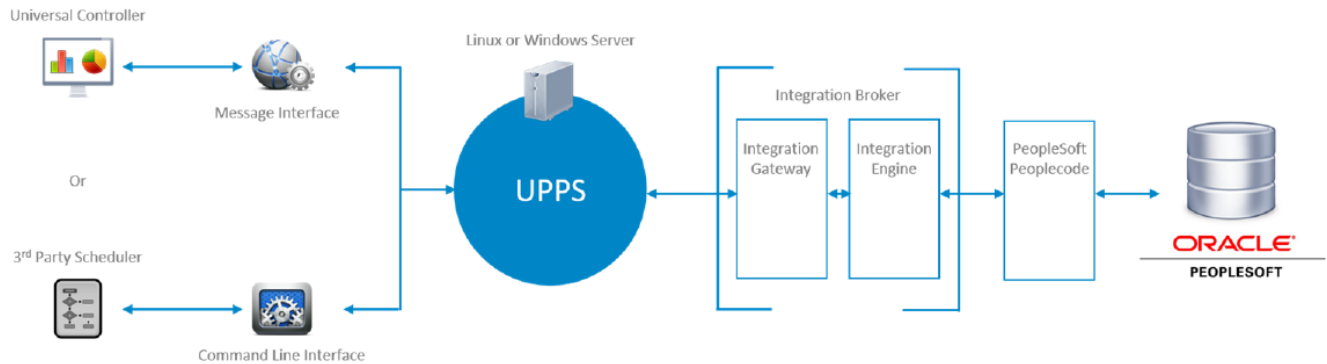
1.7.37	PLF_DIRECTORY - UPPS configuration option	69
1.7.38	POLL - UPPS configuration option	69
1.7.39	PORT - UPPS configuration option	70
1.7.40	PRINT_APPLICATION_MESSAGE - UPPS configuration option	70
1.7.41	PRINT_DISTRIBUTION_LIST - UPPS configuration option	71
1.7.42	PRINT_JOB_TREE - UPPS configuration option	72
1.7.43	PRINT_MESSAGE_LIST - UPPS configuration option	72
1.7.44	PRINT_NOTIFY_LIST - UPPS configuration option	73
1.7.45	PRINT_PARAMETER_LIST - UPPS configuration option	73
1.7.46	PRINT_SYSTEM_MESSAGE - UPPS configuration option	74
1.7.47	PRIVATE_KEY - UPPS configuration option	75
1.7.48	PRIVATE_KEY_PWD - UPPS configuration option	75
1.7.49	PROCESS_INSTANCE - UPPS configuration option	76
1.7.50	PROCESS_INSTANCE_FROM - UPPS configuration option	76
1.7.51	PROCESS_INSTANCE_TO - UPPS configuration option	77
1.7.52	PROCESS_FILE_NAME - UPPS configuration option	77
1.7.53	PROCESS_NAME - UPPS configuration option	77
1.7.54	PROCESS_REQUEST_COUNT - UPPS configuration option	78
1.7.55	PROCESS_TYPE - UPPS configuration option	78
1.7.56	PROMPT - UPPS configuration option	79
1.7.57	RECURRENCE_NAME - UPPS configuration option	80
1.7.58	REPORT - UPPS configuration option	80
1.7.59	REPORT_FOLDER_NAME - UPPS configuration option	81
1.7.60	RETENTION_DAYS - UPPS configuration option	81
1.7.61	RETURN_JOB_LOG - UPPS configuration option	82
1.7.62	RETURN_SPOOL_LIST - UPPS configuration option	82
1.7.63	RUN_CONTROL_ID - UPPS configuration option	83
1.7.64	RUN_DATE_TIME - UPPS configuration option	83
1.7.65	RUN_STATUS - UPPS configuration option	84
1.7.66	SERVER_NAME - UPPS configuration option	84
1.7.67	SERVER_RUN - UPPS configuration option	85
1.7.68	SSL_CIPHER_LIST - UPPS configuration Option	85
1.7.69	SSL_CIPHER_SUITES - UPPS configuration Option	86
1.7.70	TIME_ZONE - UPPS configuration option	87
1.7.71	TO_DATE - UPPS configuration option	87
1.7.72	TRACE_FILE_LINES - UPPS configuration option	88
1.7.73	TRACE_TABLE - UPPS configuration option	88
1.7.74	USER_ID - UPPS configuration option	89
1.7.75	VERIFY_HOST_NAME - UPPS configuration option	90
1.7.76	VERIFY_PEER - UPPS configuration option	90
1.7.77	VERSION - UPPS configuration option	91
1.7.78	WS_RETRY_COUNT - UPPS configuration option	91
1.7.79	WS_RETRY_INTERVAL - UPPS configuration option	92
1.8	Universal Connector for PeopleSoft Job Definition Files	92
1.8.1	XML Job Definition File Syntax	92

# Universal Connector for PeopleSoft 7.4.x Reference Guide

- [Overview](#)
  - [Functionality](#)
- [Supported PeopleSoft Versions](#)
- [Detailed Information](#)

## Overview

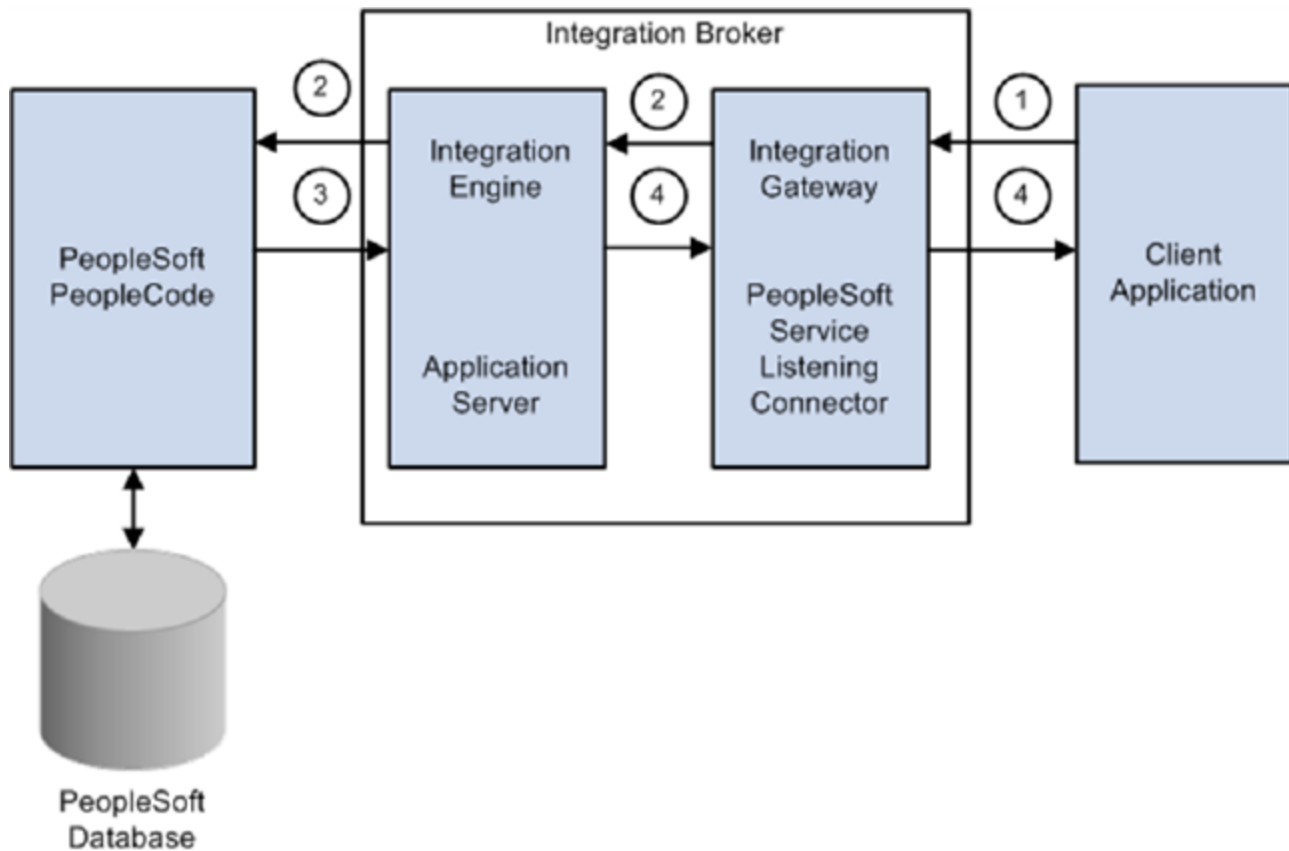
Universal Connector for PeopleSoft Process Scheduler (UPPS) controls background processing within a PeopleSoft system either from a command line or from a Universal Controller task. The command line interface allows any computer (and therefore any scheduling tool) on the network to manage PeopleSoft Process Scheduler background processing tasks via the local command line.



You indicate to Universal Connector for PeopleSoft which PeopleSoft system to connect to and what background processing tasks to perform. Universal Connector for PeopleSoft connects to the PeopleSoft system and processes your request.

Universal Connector for PeopleSoft uses the PeopleTools web service APIs to enable seamless integration with the PeopleSoft Process Scheduler.

The following diagram outlines how Universal Connector for PeopleSoft integrates with PeopleTools. In this diagram Universal Connector for PeopleSoft performs the role of the "Client Application" to interact with the ProcessRequest service in order to manage scheduling activities for processes, jobs, and jobSets in the PeopleSoft Process Scheduler.



## Functionality

Universal Connector for PeopleSoft provides the functionality to integrate SAP systems into both local administrative tools and enterprise system management infrastructures.

Specifically, Universal Connector for PeopleSoft allows you to:

- Schedule processes, jobs, and jobSets
- Start processes, jobs, and jobSets
- Monitor processes, jobs, and jobSets
- Return output associated with completed or failed processes, jobs, and jobSets
- Hold processes, jobs, and jobSets
- Cancel processes, jobs, and jobSets
- Restart processes, jobs, and jobSets
- Delete processes, jobs, and jobSets
- Display various process request information
- Display Job and JobSet schedule information
- Display process parameters
- Display output produced by processes
- Display server constraint information
- Display various Process Scheduler prompt information

## Supported PeopleSoft Versions

Universal Connector for PeopleSoft supports PeopleSoft 8.42 and later.

## Detailed Information

The following pages provide additional detailed information for Universal Connector for PeopleSoft:

- [Universal Connector for PeopleSoft for UNIX](#)
- [Universal Connector for PeopleSoft for Windows](#)
- [Universal Connector for PeopleSoft Commands](#)
- [Universal Connector for PeopleSoft Exit Codes](#)
- [Universal Connector for PeopleSoft Configuration Options for Program Execution](#)
- [Universal Connector for PeopleSoft Configuration Options](#)
- [Universal Connector for PeopleSoft Job Definition Files](#)

## PeopleSoft Web Services

- [PeopleSoft PROCESSREQUEST Web Service](#)
- [Communicating with PeopleSoft Web Services](#)

### PeopleSoft PROCESSREQUEST Web Service

The Universal Connector for PeopleSoft Process Scheduler (UPPS) relies on the functionality of the PROCESSREQUEST web service provided by the PeopleSoft Integration Broker.

If the service is not already available on the Integration Broker, it will have to be provided before UPPS will be able carry out its functionality for that system. If necessary, the Provide Web Service Wizard of the PeopleSoft Integration Broker can easily perform the tasks required to make the PROCESSREQUEST service available.

The wizard can be opened by going to:

PeopleTools->Integration Broker->Web Services->Provide Web Services

All service operations of the PROCESSREQUEST web service should be enabled.

Refer to PeopleSoft documentation for details of using the Provide Web Service Wizard.

### Communicating with PeopleSoft Web Services

UPPS requires specific connection information to communicate with the web services offered by the PeopleSoft Integration Broker. The required UPPS configuration options are described in the [HOST Options](#) section of this documentation.

This section describes where to look in the PeopleSoft system to find the values needed for those configuration options.

The main value required for communicating with the PeopleSoft web services is specified in the the [ENDPOINT](#) configuration option. This value is the path to the web service on the Integration Broker.

The value defined for a specific PeopleSoft system can be obtained by going to:

PeopleTools->Integration Broker->Configuration->Service Configuration

From there, click on the Setup Target Locations link, which will provide a dialog containing a Web Service Target Locations section. This section specifies the HTTP and HTTPS endpoints used by the Integration Broker for web services.

Typical target locations will look similar to the following:

<b>Target Location</b>	<a href="http://qapsft.stone.branch:8000/PSIGW/PeopleSoftServiceListeningConnector/PSFT_HR">http://qapsft.stone.branch:8000/PSIGW/PeopleSoftServiceListeningConnector/PSFT_HR</a>
<b>Secure Target Location</b>	<a href="https://qapsft.stone.branch:8443/PSIGW/PeopleSoftServiceListeningConnector/PSFT_HR">https://qapsft.stone.branch:8443/PSIGW/PeopleSoftServiceListeningConnector/PSFT_HR</a>

Given the Secure Target Location above, the connection portion of a UPPS command line would look like this:

```
>upps -i qapsft.stone.branch -psendpoint https://qapsft.stone.branch:8443/PSIGW/PeopleSoftServiceListeningConnector/PSFT\_HR
```

## Universal Connector for PeopleSoft for UNIX

- [Introduction](#)
- [Usage](#)
- [Command Line Syntax](#)
  - [Example](#)

### Introduction

This information is specific to Universal Connector for PeopleSoft (UPPS) for UNIX-based operating systems.

## Usage

Universal Connector for PeopleSoft for UNIX executes as a command line application.

Each command line execution contains:

1. Universal Connector for PeopleSoft command (and argument).
2. Configuration options associated with that command.
3. Configuration options (required and optional) not associated with any specific command.

Each execution of Universal Connector for PeopleSoft performs an operation specified by the command. The configuration options describe information / actions for that operation.

## Command Line Syntax

The following figure illustrates the command line syntax of Universal Connector for PeopleSoft for UNIX.

```
upps {CANCEL | DELETE | DISPLAY | HOLD | START | SUBMIT | WAIT}HOSTUSER {COMMAND FILE | INFORMATIONAL | INSTALLATION | LOCAL | MESSAGE | SSL} [Command-Specific Options]
```

The names enclosed in {BRACES} (for example, [CANCEL](#)) identify command groups. For each execution of upps, a single command is specified from one of these groups. One or more configuration options associated with each command also can be used to specify additional information / actions for the execution. See [Universal Connector for PeopleSoft Commands](#) for detailed information on the commands, and their associated configuration options, in each command group.

The names not enclosed in {BRACES} or [BRACKETS], [HOST](#) and [USER](#), identify categories of configuration options that are associated with program execution and from which one or more configuration options are required. The names enclosed in [BRACKETS] (for example, [COMMAND FILE](#)) identify categories of configuration options that are associated with program execution and from which options are not required. See [Universal Connector for PeopleSoft Configuration Options for Program Execution](#) for detailed information on configuration options associated with program execution, not with one or more commands.

The [Command-Specific Options](#) are configuration options associated with one more more Commands and which are not required.

## Example

The following is an example of a command line syntax executing Universal Connector for PeopleSoft:

```
upps -sub file.usp -host Server1 -psendpoint 192.168.30.17 -userid USERNAME1 -pwd PASSWORD1 -lang english -level info
```

## Universal Connector for PeopleSoft for Windows

- [Introduction](#)
- [Usage](#)
- [Command Line Syntax](#)
  - [Example](#)

### Introduction

This information is specific to Universal Connector for PeopleSoft (UPPS) for Windows-based operating systems.

### Usage

Universal Connector for PeopleSoft for Windows executes as a command line application.

Each command line execution contains:

1. Universal Connector for PeopleSoft command (and argument).
2. Configuration options associated with that command.
3. Configuration options (required and optional) not associated with any specific command.

Each execution of Universal Connector for PeopleSoft performs an operation specified by the command. The configuration options describe information / actions for that operation.

## Command Line Syntax

The following figure illustrates the command line syntax of Universal Connector for PeopleSoft for Windows.

```
upps {CANCEL | DELETE | DISPLAY | HOLD | START | SUBMIT | WAIT} HOSTUSER [COMMAND FILE | INFORMATIONAL | INSTALLATION | LOCAL | MESSAGE | SSL] [Command-Specific Options]
```

The names enclosed in {BRACES} (for example, [CANCEL](#)) identify command groups. For each execution of upps, a single command is specified from one of these groups. One or more configuration options associated with each command also can be used to specify additional information / actions for the execution. See [Universal Connector for PeopleSoft Commands](#) for detailed information on the commands, and their associated configuration options, in each command group.

The names not enclosed in {BRACES} or [BRACKETS], [HOST](#) and [USER](#), identify categories of configuration options that are associated with program execution and from which one or more configuration options are required. The names enclosed in [BRACKETS] (for example, [COMMAND FILE](#)) identify categories of configuration options that are associated with program execution and from which options are not required. See [Universal Connector for PeopleSoft Configuration Options for Program Execution](#) for detailed information on configuration options associated with program execution, not with one or more commands.

The [Command-Specific Options](#) are configuration options associated with one more more Commands and which are not required.

## Example

The following is an example of a command line syntax executing Universal Connector for PeopleSoft:

```
upps -sub file.usp -host Server1 -psendpoint 192.168.30.17 -userid USERNAME1 -pwd PASSWORD1 -langenglish -level info
```

## Universal Connector for PeopleSoft Commands

- [Universal Connector for PeopleSoft Commands](#)
- [Command Groups](#)
  - [Command Description](#)
  - [Command Line Syntax](#)
  - [Command Argument](#)
  - [Command Options](#)

## Universal Connector for PeopleSoft Commands

This page identifies and provides links to detailed information on all commands of Universal Connector for PeopleSoft\_.

Each command has configuration options associated with it that can be used to specify additional information / actions for an execution of that command.

(For information on configuration options not associated with one or more specific commands, see [Universal Connector for PeopleSoft Configuration Options for Program Execution](#).)

## Command Groups

Universal Connector for PeopleSoft groups commands into areas of common functionality, as shown in the following table. Each row identifies a command group, the commands in that group, and the type of operation performed by those commands.

Each command name is a link to the following information about that command:

### Command Description

Description of the operation(s) performed by the command.

### Command Line Syntax

Syntax of the command and its options on the command line.



## Command Argument

Command line expression (short and/or long form) and description of the command argument.

## Command Options

Description of the configuration options associated with the option and a link to detailed information about those options.

Command Groups	Description
<b>CANCEL</b> <ul style="list-style-type: none"><li><a href="#">CANCEL PROCESS Command</a></li></ul>	The CANCEL command group contains a single command, CANCEL PROCESS, that cancels a job or process instance.
<b>DELETE</b> <ul style="list-style-type: none"><li><a href="#">DELETE PROCESS Command</a></li></ul>	The DELETE command group contains a single command, DELETE PROCESS, that deletes a job or process instance.
<b>DISPLAY</b> <ul style="list-style-type: none"><li><a href="#">DISPLAY OUTPUT FORMATS Command</a></li><li><a href="#">DISPLAY OUTPUT TYPES Command</a></li><li><a href="#">DISPLAY PRCS GET REPORT Command</a></li><li><a href="#">DISPLAY PRCS GET REQUEST Command</a></li><li><a href="#">DISPLAY PRCS GET SERVER CONSTRAINTS Command</a></li><li><a href="#">DISPLAY PRCS PARAMS Command</a></li><li><a href="#">DISPLAY PRCS PRINT JOB HTML REPORT Command</a></li><li><a href="#">DISPLAY PRCS PRINT JOB REQUEST REPORT Command</a></li><li><a href="#">DISPLAY PRCS PRINT SCHED HTML REPORT Command</a></li><li><a href="#">DISPLAY PRCS PROMPT Command</a></li><li><a href="#">DISPLAY PROCESS NAMES Command</a></li><li><a href="#">DISPLAY REQUESTS Command</a></li></ul>	The DISPLAY command group contains commands that display various types of PeopleSoft data.
<b>HOLD</b> <ul style="list-style-type: none"><li><a href="#">HOLD PROCESS Command</a></li></ul>	The HOLD command group contains a single command, HOLD PROCESS, that places a job or process instance on hold
<b>START</b> <ul style="list-style-type: none"><li><a href="#">START JOBSET Command</a></li></ul>	The START command group contains a single command, START JOBSET, that starts a jobset.
<b>SUBMIT</b> <ul style="list-style-type: none"><li><a href="#">SUBMIT PROCESS Command</a></li></ul>	The SUBMIT command group contains a single command, SUBMIT PROCESS, that schedules a job or process.
<b>WAIT</b> <ul style="list-style-type: none"><li><a href="#">WAIT for PROCESS</a></li></ul>	The WAIT command group contains a single command, WAIT for PROCESS, that waits for a job or process instance to complete.

## CANCEL PROCESS - UPPS Command

- [Description](#)
- [Command Line Syntax](#)
- [Configuration Options](#)
- [Example](#)

### Description

The CANCEL PROCESS command cancels the specified process instance in the PeopleSoft system.

### Command Line Syntax

The following figure illustrates the command line syntax of the CANCEL PROCESS command, using the command line, long form of its [configuration options](#).

```
upps -cancel -processinstance number
```

### Configuration Options

The following table describes all CANCEL PROCESS configuration options and provides the command line, long form of each option illustrated in the [CANCEL PROCESS command line syntax](#), above.

Configuration Option Name	Command Line Long Form	Description
<a href="#">PROCESS_INSTANCE</a>	-processinstance	Process instance number identifying the process to be canceled.

### Example

```
upps -userid USERNAME1 -pwd PASSWORD1 -host qapsft.stone.branch -port 8000 -cancel -processinstance 140596
```

```
UNV6823I Process instance 71729184 was successfully cancelled.  
UNV6830E Universal Connector for PeopleSoft Process Scheduler ending with exit code 0.
```

## DELETE PROCESS - UPPS Command

- [Description](#)
- [Command Line Syntax](#)
- [Configuration Options](#)
- [Example](#)

### Description

The DELETE PROCESS command deletes the specified process instance from the PeopleSoft system.

### Command Line Syntax

The following figure illustrates the command line syntax of the DELETE PROCESS command, using the command line, long form of its [configuration options](#).

```
-delete -processinstance number
```

### Configuration Options

The following table describes all DELETE PROCESS configuration options and provides the command line, long form of each option illustrated in the [DELETE PROCESS command line syntax](#), above.

Configuration Option Name	Command Line Long Form	Description
<a href="#">PROCESS_INSTANCE</a>	-processinstance	Process instance number identifying the process to be deleted.

#### Example

```

upps -userid USERNAME1 -pwd PASSWORD1 -host qapsft.stone.branch -port 8000 -
delete -processinstance 140593

UNV6822I Process instance 44924272 was successfully deleted.
UNV6830E Universal Connector for PeopleSoft Process Scheduler ending with
exit code 0.

```

#### DISPLAY OUTPUT FORMATS - UPPS Command

- [Description](#)
- [Command Line Syntax](#)
- [Command Argument](#)
- [Configuration Options](#)
- [Example](#)

#### Description

The DISPLAY OUTPUT FORMATS command displays a list of available output destination formats.

#### Command Line Syntax

The following figure illustrates the command line syntax of the DISPLAY OUTPUT FORMATS command, using the command line, long form of its [configuration options](#).

```

-display prcs_get_outputformats
[-processtype type][-processname name][-outputdestinationtype type][-langcode code]
[-outfmt {text | xml}]

```

#### Command Argument

The DISPLAY OUTPUT FORMATS command can be expressed as either:

- -D (Short form)
- -display (Long form)

The DISPLAY OUTPUT FORMATS command argument, **prcs\_get\_outputformats**, displays a list of available output destination formats for the specified process resource.

#### Configuration Options

The following table describes all DISPLAY OUTPUT FORMATS configuration options and provides the command line, long form of each option illustrated in the [DISPLAY OUTPUT FORMATS command line syntax](#), above.

Configuration Option Name	Command Line Long Form	Description
<a href="#">PROCESS_TYPE</a>	-processtype	Filter requests by this process type.
<a href="#">PROCESS_NAME</a>	-processname	Filter requests by this process name.
<a href="#">OUTPUT_DESTINATION_TYPE</a>	-outputdestinationtype	Filter requests by this output destination type.

LANGUAGE_CODE	-langcode	Filter requests by this language code.
OUTPUT_FORMAT	-outfmt	Format of the output for this command.

### Example

```

upps -userid USERNAME1 -pwd PASSWORD1 -host qapsft.stone.branch -port 8000 -
display prcs_get_outputformats -processtype "AppEngine" -processname "PSXPQRYRPT"
-outputdestinationtype "WEB"

sname PSXPQRYRPT -outputdestinationtype WEB
Process Type.....: AppEngine
Process Name.....: PSXPQRYRPT
Output Type Value...: WEB
Output Format Value.: Rich Text File (*.rtf)
Is Active.....: Yes
Is Default Type.....: No

Process Type.....: AppEngine
Process Name.....: PSXPQRYRPT
Output Type Value...: WEB
Output Format Value.: Text Files (*.txt)
Is Active.....: Yes
Is Default Type.....: No

Process Type.....: AppEngine
Process Name.....: PSXPQRYRPT
Output Type Value...: WEB
Output Format Value.: Acrobat (*.pdf)
Is Active.....: Yes
Is Default Type.....: No

Process Type.....: AppEngine
Process Name.....: PSXPQRYRPT
Output Type Value...: WEB
Output Format Value.: HTML Documents (*.htm)
Is Active.....: Yes
Is Default Type.....: Yes

Process Type.....: AppEngine
Process Name.....: PSXPQRYRPT
Output Type Value...: WEB
Output Format Value.: Microsoft Excel Files (*.xls)
Is Active.....: Yes
Is Default Type.....: No

UNV6830E Universal Connector for PeopleSoft Process Scheduler ending with
exit code 0.

```

### DISPLAY OUTPUT TYPES - UPPS Command

- [Description](#)
- [Command Line Syntax](#)
- [Command Argument](#)
- [Configuration Options](#)
- [Example](#)

## Description

The DISPLAY OUTPUT TYPES command displays a list of available output types for the specified process resource.

## Command Line Syntax

The following figure illustrates the command line syntax of the DISPLAY OUTPUT TYPES command, using the command line, long form of its [configuration options](#).

```
-display prcs_get_outputtypes
[-processtypetype][-processnamename][-langcodecode][-outfmt {text | xml}]
```

## Command Argument

The DISPLAY OUTPUT TYPES command can be expressed as either:

- -D (Short form)
- -display (Long form)

The DISPLAY OUTPUT TYPES command argument, **prcs\_get\_outputtypes**, displays a list of available output types for the specified process resource.

## Configuration Options

The following table describes all DISPLAY OUTPUT TYPES configuration options and provides the command line, long form of each option illustrated in the [DISPLAY OUTPUT TYPES command line syntax](#), above.

Configuration Option Name	Command Line Long Form	Description
<a href="#">PROCESS_TYPE</a>	-processtype	Filter requests by this process type.
<a href="#">PROCESS_NAME</a>	-processname	Filter requests by this process name.
<a href="#">LANGUAGE_CODE</a>	-langcode	Filter requests by this language code.
<a href="#">OUTPUT_FORMAT</a>	-outfmt	Format of the output for this command.

## Example

```
upps -userid USERNAME1 -pwd PASSWORD1 -host qapsft.stone.branch -port 8000 -
display prcs_get_outputtypes -processtype "AppEngine"
```

```
Process Type.....: AppEngine
Process Name.....: -
Output Type Value.: FILE
Is Active.....: Yes
Is Default Type...: No
```

```
Process Type.....: AppEngine
Process Name.....: -
Output Type Value.: WINDOW
Is Active.....: Yes
Is Default Type...: No
```

```
Process Type.....: AppEngine
Process Name.....: -
Output Type Value.: EMAIL
Is Active.....: Yes
Is Default Type...: No
```

Process Type.....: AppEngine  
Process Name.....: -  
Output Type Value.: WEB  
Is Active.....: Yes  
Is Default Type...: Yes

Process Type.....: AppEngine  
Process Name.....: PSCONQRS  
Output Type Value.: FILE  
Is Active.....: Yes  
Is Default Type...: No

Process Type.....: AppEngine  
Process Name.....: PSCONQRS  
Output Type Value.: WINDOW  
Is Active.....: Yes  
Is Default Type...: No

Process Type.....: AppEngine  
Process Name.....: PSCONQRS  
Output Type Value.: WEB  
Is Active.....: Yes  
Is Default Type...: Yes

Process Type.....: AppEngine  
Process Name.....: PSCONQRS  
Output Type Value.: IB Node  
Is Active.....: Yes  
Is Default Type...: No

Process Type.....: AppEngine  
Process Name.....: PSQUERY  
Output Type Value.: FILE  
Is Active.....: Yes  
Is Default Type...: No

Process Type.....: AppEngine  
Process Name.....: PSQUERY  
Output Type Value.: WINDOW  
Is Active.....: Yes  
Is Default Type...: No

Process Type.....: AppEngine  
Process Name.....: PSQUERY  
Output Type Value.: EMAIL  
Is Active.....: Yes  
Is Default Type...: No

Process Type.....: AppEngine  
Process Name.....: PSQUERY  
Output Type Value.: WEB  
Is Active.....: Yes  
Is Default Type...: Yes

Process Type.....: AppEngine  
Process Name.....: PSQUERY  
Output Type Value.: FEED

```
Is Active.....: Yes
Is Default Type...: No

Process Type.....: AppEngine
Process Name.....: PSQUERY
Output Type Value.: IB Node
Is Active.....: Yes
Is Default Type...: No

Process Type.....: AppEngine
Process Name.....: PSXPQRYRPT
Output Type Value.: FILE
Is Active.....: Yes
Is Default Type...: No

Process Type.....: AppEngine
Process Name.....: PSXPQRYRPT
Output Type Value.: PRINTER
Is Active.....: Yes
Is Default Type...: No

Process Type.....: AppEngine
Process Name.....: PSXPQRYRPT
Output Type Value.: WINDOW
Is Active.....: Yes
Is Default Type...: No

Process Type.....: AppEngine
Process Name.....: PSXPQRYRPT
Output Type Value.: EMAIL
Is Active.....: Yes
Is Default Type...: No

Process Type.....: AppEngine
Process Name.....: PSXPQRYRPT
Output Type Value.: WEB
Is Active.....: Yes
Is Default Type...: Yes

UNV6830E Universal Connector for PeopleSoft Process Scheduler ending with
exit code 0.
```

#### DISPLAY PRCS GET REPORT - UPPS Command

- [Description](#)
- [Command Line Syntax](#)
- [Command Argument](#)
- [Configuration Options](#)
- [Example](#)

#### Description

The DISPLAY PRCS GET REPORT command displays a report from the PeopleSoft Report Repository.

#### Command Line Syntax

The following figure illustrates the command line syntax of the DISPLAY PRCS GET REPORT command, using the command line, long form of its [configuration options](#).

```
-display prcs_getreport -contentid ID [-outfmt {text | xml}]
```

### Command Argument

The DISPLAY PRCS GET REPORT command can be expressed as either:

- -D (Short form)
- -display (Long form)

The DISPLAY PRCS GET REPORT command argument, **prcs\_getreport**, displays a report from the PeopleSoft Report Repository.

### Configuration Options

The following table describes all DISPLAY PRCS GET REPORT configuration options and provides the command line, long form of each option illustrated in the [DISPLAY PRCS GET REPORT command line syntax](#), above.

Configuration Option Name	Command Line Long Form	Description
<a href="#">CONTENT_ID</a>	-contentid	Content ID that identifies the report to be returned from the report repository.
<a href="#">OUTPUT_FORMAT</a>	-outfmt	Format of the output for this command.

### Example

```
upps -userid USERNAME1 -pwd PASSWORD1 -host qapsft.stone.branch -port 8000 -
display prcs_getreport -contentid 29615

Report URL: http://qapsft.stone.branch:8000/psreports/ps/29615
/AE_TREEMOVER_140591.stdout
PeopleTools 8.55.09 - Application Engine Server
Copyright (c) 1988-2018 Oracle and/or its affiliates.
All Rights Reserved
PSAESRV started service request at 13.33.57 2018-02-08
No filename provided (2,901) TREEMOVER.Deleting.GBL.default.1900-01-01.
Step01.OnExecute PCPC:167 Statement:5
Process 140591 ABENDED at Step TREEMOVER.Deleting.Step01 (PeopleCode) -- RC
= 8 (108,524)
Process %s ABENDED at Step %s.%s.%s (Action %s) -- RC = %s
PSAESRV completed service request at 13.33.57 2018-02-08

UNV6830E Universal Connector for PeopleSoft Process Scheduler ending with
exit code 0.
```

### DISPLAY PRCS GET REQUEST - UPPS Command

- [Description](#)
- [Command Line Syntax](#)
- [Command Argument](#)
- [Configuration Options](#)
- [Example](#)

### Description

The DISPLAY PRCS GET REQUEST command displays Get process request information for a specific request instance.



## Command Line Syntax

The following figure illustrates the command line syntax of the DISPLAY PRCS GET REQUEST command, using the command line, long form of its [configuration options](#).

```
-display prcs_getrequest -processinstance number [-outfmt {text | xml}]
```

## Command Argument

The DISPLAY PRCS GET REQUEST command can be expressed as either:

- -D (Short form)
- -display (Long form)

The DISPLAY PRCS GET REQUEST command argument, **prcs\_getrequests**, displays the Get process request information for a specific request instance.

## Configuration Options

The following table describes all DISPLAY PRCS GET REQUEST configuration options and provides the command line, long form of each option illustrated in the [DISPLAY PRCS GET REQUEST command line syntax](#), above.

Configuration Option Name	Command Line Long Form	Description
<a href="#">PROCESS_INSTANCE</a>	-processinstance	Process instance number identifying the request to be returned.
<a href="#">OUTPUT_FORMAT</a>	-outfmt	Format of the output for this command: <ul style="list-style-type: none"><li>• text: output will be formatted for human consumption.</li><li>• xml: output will be formatted as XML.</li></ul>

## Example

```
upps -userid USERNAME1 -pwd PASSWORD1 -host qapsft.stone.branch -port 8000 -  
display prcs_getrequest -processinstance 140595
```

```
Process Instance.....: 140595  
Process Name.....: TREEMOVER  
Process Type.....: Application Engine  
Run Control Id.....: ESS1A  
Server Name Run.....: PRCS1090  
Operator Id.....: USERNAME1  
Request Date Time.....: 2018-02-08-13.39.30.095806  
Run Date Time.....: 2018-02-08-13.39.29.000000  
Begin Date Time.....: 2018-02-08-13.47.06.608259  
End Date Time.....: 2018-02-08-13.47.21.682346  
Output Destination Format.: TXT  
Output Destination Type...: WEB  
Run Status.....: No Success  
Distribution Status.....: Posted  
Content Id.....: 29618
```

```
UNV6830E Universal Connector for PeopleSoft Process Scheduler ending with  
exit code 0.
```

## DISPLAY PRCS GET SERVER CONSTRAINTS - UPPS Command

- [Description](#)
- [Command Line Syntax](#)

- [Command Argument](#)
- [Configuration Options](#)
- [Example](#)

## Description

The DISPLAY PRCS GET SERVER CONSTRAINTS command displays server constraint information for servers matching the specified criteria.

## Command Line Syntax

The following figure illustrates the command line syntax of the DISPLAY PRCS GET SERVER CONSTRAINTS command, using the command line, long form of its [configuration options](#).

```
-display prcs_getserverconstraints
[-servernamename][-processtypetype][-outfmt {text | xml}]
```

## Command Argument

The DISPLAY PRCS GET SERVER CONSTRAINTS command can be expressed as either:

- -D (Short form)
- -display (Long form)

The DISPLAY PRCS GET SERVER CONSTRAINTS command argument, **prcs\_getserverconstraints**, displays server constraint information for servers matching the specified criteria.

## Configuration Options

The following table describes all DISPLAY PRCS GET SERVER CONSTRAINTS configuration options and provides the command line, long form of each option illustrated in the [DISPLAY PRCS GET SERVER CONSTRAINTS command line syntax](#), above.

Configuration Option Name	Command Line Long Form	Description
<a href="#">SERVER_NAME</a>	<a href="#">-servername</a>	Specific server name for which constraints will be returned.
<a href="#">PROCESS_TYPE</a>	<a href="#">-processtype</a>	Specific process type for which constraints will be returned.
<a href="#">OUTPUT_FORMAT</a>	<a href="#">-outfmt</a>	Format of the output for this command.

## Example

```
upps -userid USERNAME1 -pwd PASSWORD1 -host qapsft.stone.branch -port 8000 -
display prcs_getserverconstraints -processtype"Application Engine"
```

```
Server Name..: PRCS1090
Process Type.: Application Engine
Current Load.: 0
Max Load.....: 3
```

```
Server Name..: PSCDB
Process Type.: Application Engine
Current Load.: 0
Max Load.....: 1
```

```
Server Name..: PSNT
Process Type.: Application Engine
Current Load.: 0
Max Load.....: 3
```

```
Server Name..: PSOS390
```

```

Process Type.: Application Engine
Current Load.: 0
Max Load.....: 3

Server Name..: PSUNX
Process Type.: Application Engine
Current Load.: 0
Max Load.....: 6

UNV6830E Universal Connector for PeopleSoft Process Scheduler ending with
exit code 0.

```

## DISPLAY PRCS PARAMS - UPPS Command

- [Description](#)
- [Command Line Syntax](#)
- [Command Argument](#)
- [Configuration Options](#)
- [Example](#)

### Description

The DISPLAY PRCS PARAMS command displays the list of parameter values for a PeopleSoft job or process.

#### Note

The job or process must have generic prompting enabled and runtime parameters defined.

### Command Line Syntax

The following figure illustrates the command line syntax of the DISPLAY PRCS PARAMS command, using the command line, long form of its [configuration options](#).

```

-display prcs_params {-jobnamename | -processnamename} -processtypetype [-
outfmt {text | xml}]

```

### Command Argument

The DISPLAY PRCS PARAMS command can be expressed as either:

- -D (Short form)
- -display (Long form)

The DISPLAY PRCS PARAMS command argument, **prcs\_params**, displays the list of parameter values for a PeopleSoft job or process.

### Configuration Options

The following table describes all DISPLAY PRCS PARAMS configuration options and provides the command line, long form of each option illustrated in the [DISPLAY PRCS PARAMS command line syntax](#), above.

Configuration Option Name	Command Line Long Form	Description
<a href="#">JOB_NAME</a>	-jobname	Job name for which parameters will be returned.
<a href="#">OUTPUT_FORMAT</a>	-outfmt	Format of the output for this command: <ul style="list-style-type: none"> <li>• text: output will be formatted for human consumption.</li> <li>• xml: output will be formatted as XML.</li> </ul>
<a href="#">PROCESS_NAME</a>	-processname	Name of the PeopleSoft process for which parameters will be returned.

<b>PROCESS_TYPE</b>	-processtype	Type of PeopleSoft process for which parameter names will be returned.
---------------------	--------------	--

**Example**

```

upps -userid USERNAME1 -pwd PASSWORD1 -host qapsft.stone.branch -port 8000 -
display prcs_params -processname TREEMOVER

Process Name.....: TREEMOVER
Process Type.....: Application Engine
Record Name.....: RUN_TREEMOVER
Record Field Name.....: FILENAME
Parameter Name.....: File Name
Application Class Method.: .

Process Name.....: TREEMOVER
Process Type.....: Application Engine
Record Name.....: RUN_TREEMOVER
Record Field Name.....: TREE_NAME
Parameter Name.....: Tree Name
Application Class Method.: .

Process Name.....: TREEMOVER
Process Type.....: Application Engine
Record Name.....: RUN_TREEMOVER
Record Field Name.....: TREE_EFFDT
Parameter Name.....: Effective Date of Tree
Application Class Method.: .

UNV6830E Universal Connector for PeopleSoft Process Scheduler ending with
exit code 0.

```

**DISPLAY PRCS PRINT JOB HTML REPORT - UPPS Command**

- [Description](#)
- [Command Line Syntax](#)
- [Command Argument](#)
- [Configuration Options](#)
- [Example](#)

**Description**

The DISPLAY PRCS PRINT JOB HTML REPORT command displays a report with all items in a job or jobset, as defined in the job definition component.

**Command Line Syntax**

The following figure illustrates the command line syntax of the DISPLAY PRCS PRINT JOB HTML REPORT command, using the command line, long form of its [configuration options](#).

```

-display prcs_print_jobhtmlreport -jobname name [-outfmt {text | xml}]

```

**Command Argument**

The DISPLAY PRCS PRINT JOB HTML REPORT command can be expressed as either:

- -D (Short form)
- -display (Long form)

The DISPLAY PRCS PRINT JOB HTML REPORT command argument, **prcs\_print\_jobhtmlreport**, displays a report with all items in a job or jobset, as defined in the job definition component.

### Configuration Options

The following table describes all DISPLAY PRCS PRINT JOB HTML REPORT configuration options and provides the command line, long form of each option illustrated in the [DISPLAY PRCS PRINT JOB HTML REPORT command line syntax](#), above.

Configuration Option Name	Command Line Long Form	Description
JOB_NAME	-jobname	Job name for which parameters will be returned.
OUTPUT_FORMAT	-outfmt	Format of the output for this command.

### Example

```
upps -userid USERNAME1 -pwd PASSWORD1 -host qapsft.stone.branch -port 8000 -
display prcs_print_jobhtmlreport -jobname CC_TEST

<span
class='PSTEXT' ><strong>CC_TEST</strong></span><br /><span class='PSTEXT' >1 FGHR003A: 60
Day Probation Term Notices (Application Engine)</span><br /><span class='PSTEXT' >2 TREEMOVER: Tree
Mover (Application Engine)</span><br /><p>&nbsp;</p>

UNV6830E Universal Connector for PeopleSoft Process Scheduler ending with
exit code 0.
```

### DISPLAY PRCS PRINT JOB REQUEST REPORT - UPPS Command

- [Description](#)
- [Command Line Syntax](#)
- [Command Argument](#)
- [Configuration Options](#)
- [Example](#)

### Description

The DISPLAY PRCS PRINT JOB REQUEST REPORT command displays a report containing the current status of a specific process, job, or jobset.

### Command Line Syntax

The following figure illustrates the command line syntax of the DISPLAY PRCS PRINT JOB REQUEST REPORT command, using the command line, long form of its [configuration options](#).

```
-display prcs_print_jobrequestreport -processinstance number [-iteminstance number
][-printjobtree {yes | no}]
[-printdistlist {yes | no}]
[-printsystemmessage {yes | no}]
[-printapplicationmessage {yes | no}]
[-printparamlist {yes | no}]
[-outfmt {text | xml}]
```

## Command Argument

The DISPLAY PRCS PRINT JOB REQUEST REPORT command can be expressed as either:

- -D (Short form)
- -display (Long form)

The DISPLAY PRCS PRINT JOB REQUEST REPORT command argument, **prcs\_print\_jobrequestreport**, displays a report containing the current status of a specific process, job, or jobset.

## Configuration Options

The following table describes all DISPLAY PRCS PRINT JOB REQUEST REPORT configuration options and provides the command line, long form of each option illustrated in the [DISPLAY PRCS PRINT JOB REQUEST REPORT command line syntax](#), above.

Configuration Option Name	Command Line Long Form	Description
<a href="#">PROCESS_INSTANCE</a>	-processinstance	Process instance number identifying the job, jobset, or process.
<a href="#">ITEM_INSTANCE</a>	-iteminstance	Instance number of the scheduled job or jobset.
<a href="#">PRINT_JOB_TREE</a>	-printjobtree	Specification for whether or not the job tree is included in the report.
<a href="#">PRINT_DIST_LIST</a>	-printdistlist	Specification for whether or not the report-recipient distribution list is included in the report.
<a href="#">PRINT_SYSTEM_MESSAGE</a>	-printsystemmessage	Specification for whether or not system messages are included in the report.
<a href="#">PRINT_APPLICATION_MESSAGE</a>	-printapplicationmessage	Specification for whether or not application messages are included in the report.
<a href="#">PRINT_PARAM_LIST</a>	-printparamlist	Specification for whether or not the parameter list for job items are included in the report.
<a href="#">OUTPUT_FORMAT</a>	-outfmt	Format of the output for this command.

## Example

```
uups -userid USERNAME1 -pwd PASSWORD1 -host qapsft.stone.branch -port 8000 -display prcs_print_jobrequestreport -processinstance 140596
```

```
<!DOCTYPE HTML PUBLIC "-//W3C//DTD HTML 4.0 Transitional//EN"
><HTML><HEAD><TITLE>Job Report</TITLE><META content="text/html;
charset=windows-1252" http-equiv=Content-Type><STYLE type=text/css>
.PSHEADER {BACKGROUND-COLOR: rgb(51,51,153); COLOR: rgb(255,255,255); FONT-
FAMILY: "Arial","sans-serif"; FONT-SIZE: 9pt; FONT-STYLE: normal; FONT-
WEIGHT: bold}
.PSEVENROW {BACKGROUND-COLOR: rgb(255,255,255); COLOR: rgb(0,0,0); FONT-
FAMILY: "Arial","sans-serif"; FONT-SIZE: 9pt; FONT-STYLE: normal; FONT-
WEIGHT: normal}
.PSODDROW {BACKGROUND-COLOR: rgb(226,226,226); COLOR: rgb(0,0,0); FONT-
FAMILY: "Arial","sans-serif"; FONT-SIZE: 9pt; FONT-STYLE: normal; FONT-
WEIGHT: normal}
</STYLE><META content="MSHTML 5.00.3103.1000" name=GENERATOR><
/HEAD><BODY><span class='PSTEXT' ><strong>CC_TEST</strong></span><br /><span class='PSTEXT'
>1 FGHR003A: 60 Day Probation Term Notices (Application Engine)</span><br
/><span class='PSTEXT'>2 TREEMOVER: Tree Mover (Application Engine)</span><br /><p>&nbsp;</p><TABLE cellPadding=2 cellSpacing=0 width="100%"><TBODY><TR><TD><TABLE border=1 cellPadding=3 cellSpacing=0 width="100%"><TBODY><tr><th class='PSHEADER' colspan="3" bordercolor=rgb(51,51,153)><p align="left">Instance: 140596</p></th><th class='PSHEADER' colspan="9" bordercolor=rgb(51,51,153)>Job Name: CC\_TEST - CC\_TEST</th></tr><tr><th class='PSHEADER' colspan="3" bordercolor=rgb(51,51,153)><p align="left">Mode: Serial</p></th><th class='PSHEADER' colspan="9" bordercolor=rgb(51,51,153)>&nbsp;</th></tr><tr><th class='PSHEADER' width="5%">Seq.</th><th class='PSHEADER' width="10%">Instance</th><th class='PSHEADER' width="10%">Process Name</th><th class='PSHEADER' width="15%">Description</th><th class='PSHEADER' width="10%">Process Type</th><th class='PSHEADER' width="5%">Run Status</th><th class='PSHEADER' width="10%">Run Control ID</th><th class='PSHEADER' width="5%">Type</th><th class='PSHEADER' width="8%">Output Format</th><th class='PSHEADER' width="8%">Server Name</th><th class='PSHEADER' width="7%">Begin Date/Time</th><th class='PSHEADER' width="7%">End Date/Time</th></tr><tr><td class='PSEVENROW' align="center" width="5%">1</td><td class='PSEVENROW' align="center" width="8%">140597</td><td class='PSEVENROW' width="10%"><a href=http://qapsft.stone.branch:8000/psc/ps/EMPLOYEE/PSFT\_HR/c/CDM\_RPT.CDM\_RPT.GBL?Page=CDM\_RPT\_INDEX&Action=U&CDM\_ID=29619>FGHR003A</a></td><td class='PSEVENROW' width="15%">60 Day Probation Term Notices</td><td class='PSEVENROW' align="center" width="10%">Application Engine</td><td class='PSEVENROW' align="center" width="8%">Success</td><td class='PSEVENROW' align="center" width="5%">ESS1A</td><td class='PSEVENROW' align="center" width="5%">Web</td><td class='PSEVENROW' align="center" width="8%">Text Files (\*.txt)</td><td class='PSEVENROW' align="center" width="8%">PRCS1090</td><td class='PSEVENROW' align="center" width="7%">2018-02-08-14.00.54.225342</td><td class='PSEVENROW' align="center" width="7%">2018-02-08-14.01.09.302245</td></tr><tr><td class='PSEVENROW' colspan="2">&nbsp;</td><td class='PSEVENROW' colspan="10"><p><strong>Parameter:</strong></p><p>psae -CT ORACLE -CD HR92U19 -CO "PASSWORD1" -CP OPRPSWD -R ESS1A -I 140597 -AI FGHR003A -OT 6 -FP "/home/psadm2/psft/pt/8.55/appserv/prcs/PRCSDOM/log\_output/AE\_FGHR003A\_140597/" -OF 14</p><p><strong>Distribution List:</strong></p><table border="1" cellpadding="3" cellspacing="0" bordercolor="#CCCCCC"><tr><td class='PSEVENROW' ><strong>Type</strong></td><td class='PSEVENROW' ><strong>Name</strong></td></tr><tr><td class='PSEVENROW' >User</td><td class='PSEVENROW' >PS</td></tr><tr><td class='PSEVENROW' >User</td><td class='PSEVENROW' >USERNAME1</td></tr></table><p><strong>Application Messages:</strong></p><p>Published message with ID 6c706d4e-0d02-11e8-b10f-f5bb5f09b289 to create entry in folder GENERAL. (65,435)</p><p>Successfully posted generated files to the report repository (65,71)</p></td></tr><tr><td class='PSODDROW' align="center" width="5%">2</td><td class='PSODDROW' align="center" width="8%">140598</td><td class='PSODDROW' width="10%">TREEMOVER</td><td class='PSODDROW' align="center" width="10%">Application Engine</td><td class='PSODDROW' align="center" width="8%">Cancelled</td><td class='PSODDROW' align="center" width="5%">ESS1A</td><td class='PSODDROW' align="center" width="5%">Web</td><td class='PSODDROW' align="center" width="8%">Text Files (\*.txt)</td><td class='PSODDROW' align="center" width="8%">PRCS1090</td><td class='PSODDROW' align="center" width="7%">2018-02-08-14.01.10.463487</td><td class='PSODDROW' align="center" width="7%">2018-02-08-14.01.13.250880</td></tr><tr><td class='PSODDROW' colspan="2">&nbsp;</td><td class='PSODDROW' colspan="10"><p><strong>Parameter:</strong></p></td></tr></tbody></table></td></tr></tbody></table></p></div>

```

/p><p>psae -CT ORACLE -CD HR92U19 -CO "PASSWORD1" -CP OPRPSWD -R ESS1A -I
140598 -AI TREEMOVER -OT 6 -FP "/home/psadm2/psft/pt/8.55/appserv/prcs
/PRCSDOM/log_output/AE_TREEMOVER_140598/" -OF 14</p><p><strong>Distribution
List:</strong></p><table border="1" cellpadding="3" cellspacing="0"
bordercolor="#CCCCCC"><tr><td class='PSODDROW' ><strong>Type</strong><
/td><td class='PSODDROW' ><strong>Name</strong></td></tr><tr><td
class='PSODDROW' >User</td><td class='PSODDROW' >PS</td></tr><tr><td
class='PSODDROW' >User</td><td class='PSODDROW' >USERNAME1</td></tr><
/td></tr></table><p><strong>Application Messages:</strong></p><p>PeopleCode Exit(1)
Abort invoked by Application at TREEMOVER.Export.Step01. (108,543)<
/p><p>Process 140598 ABENDED at Step TREEMOVER.Export.Step01 (PeopleCode) --
RC = ? (108,524)</p><p>140598 TREEMOVER Export Step01 PeopleCode ? %7 %8 %9
(65,30)</p><p>Published message with ID 761ff1a2-0d02-11e8-b10f-f5bb5f09b289
to create entry in folder GENERAL. (65,435)</p><p>Successfully posted
generated files to the report repository (65,71)</p></td></tr></tbody><
/table><p>&nbsp;</p></td></tr></tbody></table><br></body></html>

```

UNV6830E Universal Connector for PeopleSoft Process Scheduler ending with exit code 0.

## DISPLAY PRCS PRINT SCHED HTML REPORT - UPPS Command

- [Description](#)
- [Command Line Syntax](#)
- [Command Argument](#)
- [Configuration Options](#)
- [Example](#)

### Description

The DISPLAY PRCS PRINT SCHED HTML REPORT command displays a report listing all items in a job or jobset, as defined in the Scheduled Jobset Definition component.

### Command Line Syntax

The following figure illustrates the command line syntax of the DISPLAY PRCS PRINT SCHED HTML REPORT command, using the command line, long form of its [configuration options](#).

```

-display prcs_print_schedhtmlreport-mainschedname name -mainjobname name [ -
printjobtree {yes | no}]
[-printdistlist {yes | no}]
[-printnotifylist {yes | no}]
[-printmessagelist {yes | no}]
[-printparamlist {yes | no}]
[-outfmt {text | xml}]

```

### Command Argument

The DISPLAY PRCS PRINT SCHED HTML REPORT command can be expressed as either:

- -D (Short form)
- -display (Long form)

The DISPLAY PRCS PRINT SCHED HTML REPORT command argument, **prcs\_print\_schedhtmlreport**, displays a report listing all items in a job or jobset, as defined in the Scheduled Jobset Definition component.

### Configuration Options

The following table describes all DISPLAY PRCS PRINT SCHED HTML REPORT configuration options and provides the command line, long form of each option illustrated in the [DISPLAY PRCS PRINT SCHED HTML REPORT command line syntax](#), above.



| Configuration Option Name | Command Line Long Form   | Description                                                                                                                            |
|---------------------------|--------------------------|----------------------------------------------------------------------------------------------------------------------------------------|
| MAIN_SCHED_NAME           | - mainschedname          | Name of the jobset schedule.                                                                                                           |
| MAIN_JOB_NAME             | -mainjobname             | Name of the job within the jobset schedule.                                                                                            |
| PRINT_JOB_TREE            | -printjobtree            | Specification for whether or not the job tree is included in the report.                                                               |
| PRINT_DIST_LIST           | -printdistlist           | Specification for whether or not the report-recipient distribution list is included in the report.                                     |
| PRINT_NOTIFY_LIST         | -printnotifylist         | Specification for whether or not the notify list is included in the report.                                                            |
| PRINT_MESSAGE_LIST        | - printmessagelist       | Specification for whether or not the messages that will be emailed upon completion of a job item are included in the report.           |
| PRINT_APPLICATION_MESSAGE | - printmplication essage | Specification for whether or not the messages specified from the Process Definition or Job Definition page are included in the report. |
| PRINT_PARAM_LIST          | -pirtparamlist           | Specification for whether or not the parameter list for job items are included in the report.                                          |
| OUTPUT_FORMAT             | -outfmt                  | Format of the output for this command.                                                                                                 |

### Example

```
upps -userid USERNAME1 -pwd PASSWORD1 -host qapsft.stone.branch -port 8000 -
display prcs_print_schedhtmlreport -mainschedname ESSJS1 -mainjobname ESSJ1
```

```
<!DOCTYPE HTML PUBLIC "-//W3C//DTD HTML 4.0 Transitional//EN"
><HTML><HEAD><TITLE>Job Report</TITLE><META content="text/html;
charset=windows-1252" http-equiv=Content-Type><STYLE type=text/css>
.PSHEADER {BACKGROUND-COLOR: rgb(51,51,153); COLOR: rgb(255,255,255); FONT-
FAMILY: "Arial","sans-serif"; FONT-SIZE: 9pt; FONT-STYLE: normal; FONT-
WEIGHT: bold}
.PSEVENROW {BACKGROUND-COLOR: rgb(255,255,255); COLOR: rgb(0,0,0); FONT-
FAMILY: "Arial","sans-serif"; FONT-SIZE: 9pt; FONT-STYLE: normal; FONT-
WEIGHT: normal}
.PSODDROW {BACKGROUND-COLOR: rgb(226,226,226); COLOR: rgb(0,0,0); FONT-
FAMILY: "Arial","sans-serif"; FONT-SIZE: 9pt; FONT-STYLE: normal; FONT-
WEIGHT: normal}
</STYLE><META content="MSHTML 5.00.3103.1000" name=GENERATOR><
/HEAD><BODY><span class='PSTEXT' ><strong>ESSJS1</strong></span><br /><span
class='PSTEXT' ><strong>ESSJ1</strong></span><br /><span class='PSTEXT' >1 ABS001:
Employee Absence Report (SQR Report)</span><br /><p>&nbsp;</p><TABLE
cellPadding=2 cellSpacing=0 width="100%"><TBODY><TR><TD><TABLE border=1
cellPadding=3 cellSpacing=0 width="100%"><TBODY><tr><th class='PSHEADER'
colspan="10" bordercolor=rgb(51,51,153)><p align="left">Job Name: ESSJ1 -
ESSJ1</p></th></tr><tr><th class='PSHEADER' colspan="3" bordercolor=rgb
(51,51,153)><p align="left">Mode: Serial</p></th><th class='PSHEADER'
colspan="7" bordercolor=rgb(51,51,153)>&nbsp;</th></tr><tr><tr><th
class='PSHEADER' width="5%">Seq.</th><th class='PSHEADER' width="10%"
>Process Name</th><th class='PSHEADER' width="15%">Description</th><th
class='PSHEADER' width="10%">Process Type</th><th class='PSHEADER' width="
10%">Run Control ID</th><th class='PSHEADER' width="5%">Type</th><th
```

```

class='PSHEADER' width="8%">>Output
Format</th><th class='PSHEADER' width="10%">Destination</th><th
class='PSHEADER' width="8%">Server Option</th><th class='PSHEADER' width="5%"
>Run Time</th></tr><tr><td class='PSEVENROW' align="center" width="5%">1<
/td><td class='PSEVENROW' width="10%">ABS001</td><td class='PSEVENROW'
width="15%">Employee Absence Report</td><td class='PSEVENROW' align="
center" width="10%">SQR Report</td><td class='PSEVENROW' align="center"
width="5%">ESSRCID1</td><td class='PSEVENROW' align="center" width="5%">Web<
/td><td class='PSEVENROW' align="center" width="8%">Acrobat (*.pdf)</td><td
class='PSEVENROW' align="center" width="10%">Distribution List</td><td
class='PSEVENROW' align="center" width="8%">Any Server&nbsp;</td><td
class='PSEVENROW' align="center" width="5%">&nbsp;</td></tr><tr><td
class='PSEVENROW' colspan="2">&nbsp;</td><td class='PSEVENROW' colspan="8"
><p><strong>Parameter:</strong></p><p>-CT ORACLE -CS %SERVER% -CD HR92U19 -
CA %ACCESSID% -CAP %ACCESSPSWD% -RP ABS001 -I %INSTANCE% -R ESSRCID1 -CO
USERNAME1 -OT 2 -OP "%OUTDEST%" -OF 1 -LG </p><p><strong>Distribution List:<
/strong></p><table border="1" cellpadding="3" cellspacing="0" bordercolor="
#CCCCCC"><tr><td class='PSEVENROW' ><strong>Type</strong></td><td
class='PSEVENROW' ><strong>Name</strong></td></tr><tr><td class='PSEVENROW'
>User </td><td class='PSEVENROW' >PS </td></tr></table></td></tr><
/TBODY></TABLE><p> </p></TD></TR></TBODY></TABLE><BR></BODY></HTML>

UNV6830E Universal Connector for PeopleSoft Process Scheduler ending with
exit code 0.

```

## DISPLAY PRCS PROMPT - UPPS Command

- [Description](#)
- [Command Line Syntax](#)
- [Command Argument](#)
- [Configuration Options](#)
- [Example](#)

### Description

The DISPLAY PRCS PROMPT command displays a list of the specified prompt values available in the PeopleSoft system.

### Command Line Syntax

The following figure illustrates the command line syntax of the DISPLAY PRCS PROMPT command, using the command line, long form of its [configuration options](#).

```

-display prcs_prompt-prompt {RunStatus | DistributionStatus | ServerName |
ProcessTypes | OperatorId | RecurrenceName | Time zones} [-outfmt {text |
xml}]

```

### Command Argument

The DISPLAY PRCS PROMPT command can be expressed as either:

- -D (Short form)
- -display (Long form)

The DISPLAY PRCS PROMPT command argument, **prcs\_prompt**, requests the display of the list of the specified prompt values available in the PeopleSoft system.

### Configuration Options

The following table describes all DISPLAY PRCS PROMPT configuration options and provides the command line, long form of each option illustrated in the [DISPLAY PRCS PROMPT command line syntax](#), above.

| Configuration Option Name | Command Line Long Form | Description                                                                                                                                                                                                                                                               |
|---------------------------|------------------------|---------------------------------------------------------------------------------------------------------------------------------------------------------------------------------------------------------------------------------------------------------------------------|
| PROMPT                    | -prompt                | Type of prompt values that will be displayed: <ul style="list-style-type: none"> <li>• RunStatus</li> <li>• DistributionStatus</li> <li>• ServerName</li> <li>• ProcessTypes</li> <li>• OperatorId</li> <li>• RecurrenceName</li> </ul> PROMPT values are case sensitive. |
| OUTPUT_FORMAT             | -outfmt                | Format of the output for this command: <ul style="list-style-type: none"> <li>• text: output will be formatted for human consumption.</li> <li>• xml: output will be formatted as XML.</li> </ul>                                                                         |

#### Example

```

upps -userid USERNAME1 -pwd PASSWORD1 -host qapsft.stone.branch -port 8000 -
display prcs_prompt -prompt ProcessTypes

Application Engine
XML Publisher
Cube Builder
COBOL SQL
Crw Online
Crystal
Data Mover
Database Agent
Essbase Cube Builder
Message Agent API
Optimization Engine
PSJob
SQR Process
SQR Report
SQR Report For WF Delivery
Winword
nVision-Report
nVision-ReportBook

UNV6830E Universal Connector for PeopleSoft Process Scheduler ending with
exit code 0.
  
```

#### DISPLAY PROCESS NAMES - UPPS Command

- [Description](#)
- [Command Line Syntax](#)
- [Command Argument](#)
- [Configuration Options](#)
- [Example](#)

#### Description

The DISPLAY PROCESS NAMES command displays the list of process names in the PeopleSoft system for a specified process type.

## Command Line Syntax

The following figure illustrates the command line syntax of the DISPLAY PROCESS NAMES command, using the command line, long form of its [configuration options](#).

```
-display process_names -processtype process_type [-outfmt {text | xml}]
```

## Command Argument

The DISPLAY PROCESS NAMES command can be expressed as either:

- -D (Short form)
- -display (Long form)

The DISPLAY PROCESS NAMES command argument, **process\_names**, requests the display of the list of process names in the PeopleSoft system for the specified process type.

## Configuration Options

The following table describes all DISPLAY PROCESS NAMES configuration options and provides the command line, long form of each option illustrated in the DISPLAY PROCESS NAMES [command line syntax](#), above.

| Configuration Option Name     | Command Line Long Form | Description                                                                                                                                                                                    |
|-------------------------------|------------------------|------------------------------------------------------------------------------------------------------------------------------------------------------------------------------------------------|
| <a href="#">PROCESS_TYPE</a>  | -processtype           | Type of process for which process names will be returned.                                                                                                                                      |
| <a href="#">OUTPUT_FORMAT</a> | -outfmt                | Format of the output for this command: <ul style="list-style-type: none"><li>• text: output will be formatted for human consumption.</li><li>• xml: output will be formatted as XML.</li></ul> |

## Example

```
upps -userid USERNAME1 -pwd PASSWORD1 -host qapsft.stone.branch -port 8000 -
display process_names -processtype PSJob

3CBL
3SQR
ACA1095C
AETST001
ALLTYPES
APP004DG
APP007DG
BEN110_J
....

UNV6830E Universal Connector for PeopleSoft Process Scheduler ending with
exit code 0.
```

## DISPLAY REQUESTS - UPPS Command

- [Description](#)
- [Command Line Syntax](#)
- [Command Argument](#)
- [Configuration Options](#)
- [Example](#)

## Description

The DISPLAY REQUESTS command displays a list of request status information records from the PeopleSoft system that match the specified criteria.

### Command Line Syntax

The following figure illustrates the command line syntax of the DISPLAY REQUESTS command, using the command line, long form of its [configuration options](#).

```
-display prcs_findrequests
{
[-processinstancefromprocess_instance]
[-processinstancetoprocess_instance]
[-operatoridid]
[-processtypetype]
[-processname name]
[-serverrunserver]
[-runstatusstatus]
[-distributionstatusstatus]
[-langcodecode]
[-filtervaluevalue-filterunit {All | Days | Hours | Minutes} | {[-fromDateyyy
y-mm-dd] [-toDateyyyy-mm-dd]}]
[-processrequestcountcount]
[-outfmt {text | xml}]
}
```

### Command Argument

The DISPLAY REQUESTS command can be expressed as either:

- -D (Short form)
- -display (Long form)

The DISPLAY REQUESTS command argument, **prcs\_findrequests**, displays a list of request status information records from the PeopleSoft system that match the specified criteria.

### Configuration Options

The following table describes all DISPLAY REQUESTS configuration options and provides the command line, long form of each option illustrated in the [DISPLAY REQUESTS command line syntax](#), above.

| Configuration Option Name             | Command Line Long Form | Description                                                                      |
|---------------------------------------|------------------------|----------------------------------------------------------------------------------|
| <a href="#">PROCESS_INSTANCE_FROM</a> | - processinstancefrom  | Starting (lower) process instance ID in a range of instance IDs to be displayed. |
| <a href="#">PROCESS_INSTANCE_TO</a>   | - processinstanceto    | Ending (upper) process instance ID in a range of instance IDs to be displayed.   |
| <a href="#">OPERATOR_ID</a>           | -operatorid            | Filter requests by this operator ID.                                             |
| <a href="#">PROCESS_TYPE</a>          | -processtype           | Filter requests by this process type.                                            |
| <a href="#">PROCESS_NAME</a>          | -processname           | Filter requests by this process name.                                            |
| <a href="#">SERVER_RUN</a>            | -serverrun             | Filter requests by this server name.                                             |
| <a href="#">RUN_STATUS</a>            | -runstatus             | Filter requests by this run status.                                              |
| <a href="#">DISTRIBUTION_STATUS</a>   | -distributionstatus    | Filter requests by this distribution status.                                     |
| <a href="#">LANGUAGE_CODE</a>         | -langcode              | Filter requests by this language code.                                           |
| <a href="#">FILTER_VALUE</a>          | -filtervalue           |                                                                                  |

|                                            |                              |                                                                                                                             |
|--------------------------------------------|------------------------------|-----------------------------------------------------------------------------------------------------------------------------|
|                                            |                              | Integer value that will be interpreted in <a href="#">FILTER_UNIT</a> units to provide a time range for filtering requests. |
| <a href="#">FILTER_UNIT</a>                | -filterunit                  | Unit used to interpret <a href="#">FILTER_VALUE</a> to provide a time range for filtering requests.                         |
| <a href="#">FROM_DATE</a>                  | -FromDate                    | Explicit <b>from</b> date in the form of yyyy-mm-dd.                                                                        |
| <a href="#">TO_DATE</a>                    | -ToDate                      | Explicit <b>from</b> date in the form of yyyy-mm-dd.                                                                        |
| <a href="#">PROCESS_REQUEST_CO<br/>UNT</a> | -<br>processrequestco<br>unt | Limit to the number of requests that will be returned.                                                                      |
| <a href="#">OUTPUT_FORMAT</a>              | -outfmt                      | Format of the output for this command.                                                                                      |

### Example

```

upps -userid USERNAME1 -pwd PASSWORD1 -host qapsft.stone.branch -port 8000 -
display prcs_findrequests -operatorid USERNAME1 -runstatus Cancel
Process Instance.....: 140596
Process Name.....: CC_TEST
Process Type.....: PSJob
Job Name.....: CC_TEST
Run Control Id.....: ESS1A
Server Name Requested.....:
Server Name Run.....: PRCS1090
Operator Id.....: USERNAME1
Request Date Time.....: 2018-02-08-14.00.47.427040
Run Date Time.....: 2018-02-08-14.00.47.000000
Begin Date Time.....: 2018-02-08-14.00.54.203951
End Date Time.....: 2018-02-08-14.01.13.266331
Output Destination Format.: (None)
Output Destination Type...: NONE
Recurrence Name.....:
Run Status.....: Cancel
Distribution Status.....: N/A

UNV6830E Universal Connector for PeopleSoft Process Scheduler ending with
exit code 0.

```

### HOLD PROCESS - UPPS Command

- [Description](#)
- [Command Line Syntax](#)
- [Configuration Options](#)
- [Example](#)

#### Description

The HOLD PROCESS command places the specified process instance on hold in the PeopleSoft system.

#### Command Line Syntax

The following figure illustrates the command line syntax of the HOLD PROCESS command, using the command line, long form of its [configuration options](#).

```
upps -hold -processinstancenumber
```

#### Configuration Options

The following table describes all HOLD PROCESS configuration options and provides the command line, long form of each option illustrated in the [HOLD PROCESS command line syntax](#), above.

| Configuration Option Name        | Command Line Long Form | Description                                                           |
|----------------------------------|------------------------|-----------------------------------------------------------------------|
| <a href="#">PROCESS_INSTANCE</a> | -processinstance       | Process instance number identifying the process to be placed on hold. |

#### Example

```

upps -userid USERNAME1 -pwd PASSWORD1 -host qapsft.stone.branch -port 8000 -
hold -processinstance 140601

UNV6838E SOAP fault: (SOAP-ENV:Server) null
UNV6812E Error performing SOAP request: PRQ_UPDATEREQUEST_REQ
UNV6826I Error updating process request:
UNV0152D 02DD-1 14:38:39,xpstcpip.c,298,connect,10035,'Resource temporarily
unavailable.'
UNV6827I Unable to hold process instance 57966384

UNV6800E Universal Connector for PeopleSoft Process Scheduler ending
unsuccessfully with exit code 202.

```

#### START JOBSET - UPPS Command

- [Description](#)
- [Command Line Syntax](#)
- [Configuration Options](#)
- [Example](#)

#### Description

The START JOBSET command starts a JobSet based on the settings defined in the Process Scheduler's Scheduled JobSet Definition component.

#### Command Line Syntax

The following figure illustrates the command line syntax of the START JOBSET command, using the command line, long form of its [configuration options](#).

```

-start -MainSchedName name -MainJobName name
[-wait [-poll seconds]
  [-PrintJobTree {yes | no}]
  [-PrintDistList {yes | no}]
  [-PrintSystemMessage {yes | no}]
  [-PrintApplicationMessage {yes | no}]
  [-PrintParamList {yes | no}]
  [-report {yes | no}]
  [-cntfilter filterList]
]


```

#### Configuration Options

The following table describes all START JOB configuration options and provides the command line, long form of each option illustrated in the START JOB [command line syntax](#), above.

|  | Description |
|--|-------------|
|--|-------------|

| Configuration Option Name | Command Line Long Form    |                                                                                                                                     |
|---------------------------|---------------------------|-------------------------------------------------------------------------------------------------------------------------------------|
| CNT_FILTER                | -cntfilter                | Comma-delimited list of report file suffixes that will not be returned.                                                             |
| POLL                      | -poll                     | Length of time to wait between status calls to the PeopleSoft system.                                                               |
| PRINT_APPLICATION_MESSAGE | -printapplication message | Specification for whether or not application messages are printed for the monitored processes when the work completes.              |
| PRINT_DIST_LIST           | -printdistlist            | Specification for whether or not to print the report-recipient distribution list for the monitored process when the work completes. |
| PRINT_JOB_TREE            | -printjobtree             | Specification for whether or not to print the job tree when the monitored process completes.                                        |
| PRINT_PARAM_LIST          | -printparamlist           | Specification for whether or not the parameter list for job items are included in the report.                                       |
| PRINT_SYSTEM_MESSAGE      | -printsystemmessage       | Specification for whether or not system messages for the monitored processes when the work completes.                               |
| REPORT                    | -Report                   | Specification for whether or not the reports associated with a process are returned.                                                |
| WAIT for PROCESS          | -wait                     | Specification that UPPS will monitor the specified process to completion.                                                           |

 **Note**  
 In the START\_JOBSET [command line syntax](#), the **WAIT for PROCESS** (-wait) is a UPPS command used as a configuration option.

**Example**

```

upps -userid USERNAME1 -pwd PASSWORD1 -host qapsft.stone.branch -port 8000 -
start -mainschedname ESSJS1 -mainjobname ESSJ1

UNV6830E Universal Connector for PeopleSoft Process Scheduler ending with
exit code 0.

UNV6817I Process status for ESSJ1/140604 is now queued.
UNV6817I Process status for ABS001/140605 is now queued.
UNV6817I Process status for ESSJ1/140604 is now processing.
UNV6817I Process status for ABS001/140605 is now success.
Process Instance.....: 140605
Process Name.....: ABS001
Process Type.....: SQR Report
Run Control Id.....: ESSRCID1
Server Name Run.....: PRCS1090
Operator Id.....: USERNAME1
Request Date Time.....: 2018-02-08-14.41.04.845735
Run Date Time.....: 2018-02-08-14.41.04.924835
Begin Date Time.....: 2018-02-08-14.41.21.000000
End Date Time.....: 2018-02-08-14.41.21.000000
Output Destination Format.: PDF
Output Destination Type...: WEB
Run Status.....: success
Distribution Status.....: n/a

UNV6817I Process status for ESSJ1/140604 is now success.
UNV6834I Distribution status for ESSJ1/140604 is now posting.
Process Instance.....: 140604

```



```

Process Name.....: ESSJ1
Process Type.....: PSJob
Run Control Id.....: ESSRCID1
Server Name Run.....: PRCS1090
Operator Id.....: USERNAME1
Request Date Time.....: 2018-02-08-14.41.04.845735
Run Date Time.....: 2018-02-08-14.41.04.924835
Begin Date Time.....: 2018-02-08-14.41.20.481711
End Date Time.....: 2018-02-08-14.41.35.582383
Output Destination Format.: (None)
Output Destination Type...: NONE
Run Status.....: success
Distribution Status.....: posting

```

UNV6834I Distribution status for ABS001/140605 is now posted.

```

Process Instance.....: 140605
Process Name.....: ABS001
Process Type.....: SQR Report
Run Control Id.....: ESSRCID1
Server Name Run.....: PRCS1090
Operator Id.....: USERNAME1
Request Date Time.....: 2018-02-08-14.41.04.845735
Run Date Time.....: 2018-02-08-14.41.04.924835
Begin Date Time.....: 2018-02-08-14.41.21.000000
End Date Time.....: 2018-02-08-14.41.35.530627
Output Destination Format.: PDF
Output Destination Type...: WEB
Run Status.....: success
Distribution Status.....: posted
Content Id.....: 29624

```

...

UNV6830E Universal Connector for PeopleSoft Process Scheduler ending with exit code 0.

## SUBMIT PROCESS - UPPS Command

- [Description](#)
- [Command Line Syntax](#)
- [Command Argument](#)
- [Configuration Options](#)
- [Example](#)

### Description

The SUBMIT PROCESS command submits a process, job, or jobset to the PeopleSoft Process Scheduler for execution.

### Command Line Syntax

The following figure illustrates the command line syntax of the SUBMIT PROCESS command, using the command line, long form of its [configuration options](#).

```

-sub
{
  {filename -deffmt {xml | upps} [-RunControlIdID] [-ProcessTypetype]} |
  {-RunControlIdID-ProcessTypetype} {-ProcessNamename | -JobNamename}}
  [-ServerName name]
  [-RunDateTime dateTime]
  [-TimeZone zone]

```

```

[-RecurrenceName name]
[-OutputDestinationType type]
[-OutputDestinationFormat format]
[-OutputDestinationString string]
[-ReportFolderName name]
[-ProcessFileName name]
[-RetentionDays days]
}
[-wait [-poll seconds]
[-PrintJobTree {yes | no}]
[-PrintDistList {yes | no}]
[-PrintSystemMessage {yes | no}]
[-PrintApplicationMessage {yes | no}]
[-PrintParamList {yes | no}]
[-report {yes | no}]
[-cntfilter filterList]
]

```



#### Note

As the command line syntax illustrates, you can specify all of the options before the `-wait` on the command line to override values (if present) in the definition file.

#### Command Argument

The SUBMIT PROCESS command can be expressed as either:

- -U (Short form)
- -sub (Long form)


The SUBMIT PROCESS command argument, *filename/ddname*, specifies the process, job, or jobset or submitted to the PeopleSoft Process Scheduler for execution.

#### Configuration Options

The following table describes all SUBMIT PROCESS configuration options and provides the command line, long form of each option illustrated in the [SUBMIT PROCESS command line syntax](#), above.

| Configuration Option Name | Command Line Long Form   | Description                                                                                                                      |
|---------------------------|--------------------------|----------------------------------------------------------------------------------------------------------------------------------|
| CNT_FILTER                | -cntfilter               | Comma-delimited list of report file suffixes that will not be returned.                                                          |
| DEFINITION_FILE_FORMAT    | -deffmt                  | Format of the definition file.                                                                                                   |
| JOB_NAME                  | -JobName                 | Name of the job being referenced by a command.                                                                                   |
| OUTPUT_DESTINATION_FORMAT | -OutputDestinationFormat | Override of the default output format for the submitted process.                                                                 |
| OUTPUT_DESTINATION_STRING | -OutputDestinationString | Override for the file path or printer destination for the output, if the output type for a submitted process is File or Printer. |
| OUTPUT_DESTINATION_TYPE   | -OutputDestinationType   | Type of output for a submitted process.                                                                                          |
| PROCESS_FILE_NAME         | -ProcessFileName         | Override for the dependent file name for the submitted process.                                                                  |
| PROCESS_NAME              | -ProcessName             | Name of a PeopleSoft process for which parameter names will be returned.                                                         |

|                           |                                  |                                                                                                                                     |
|---------------------------|----------------------------------|-------------------------------------------------------------------------------------------------------------------------------------|
| PROCESS_TYPE              | -ProcessType                     | Specific type of PeopleSoft process.                                                                                                |
| RECURRENCE_NAME           | -<br>RecurrenceName              | Named recurrence definition to apply to the process submission.                                                                     |
| REPORT                    | -Report                          | Specification for whether or not the reports associated with a process are returned.                                                |
| REPORT_FOLDER_NAME        | -<br>ReportFolderName            | Override for the folder name for the main job or process.                                                                           |
| RETENTION_DAYS            | -RetentionDays                   | Override for the retention days defined for a submitted process.                                                                    |
| RUN_CONTROL_ID            | -RunControlId                    | Run control ID to be used for the process submission.                                                                               |
| RUN_DATE_TIME             | -RunDateTime                     | Custom run date time for the submitted process.                                                                                     |
| SERVER_NAME               | -ServerName                      | Specific server name for which constraints will be returned.                                                                        |
| TIME_ZONE                 | -TimeZone                        | Time zone to use for the <a href="#">RUN_DATE_TIME</a> configuration option.                                                        |
| POLL                      | -poll                            | Length of time to wait between status calls to the PeopleSoft system.                                                               |
| PRINT_APPLICATION_MESSAGE | -<br>printapplication<br>message | Specification for whether or not application messages are printed for the monitored processes when the work completes.              |
| PRINT_DIST_LIST           | -printdistlist                   | Specification for whether or not to print the report-recipient distribution list for the monitored process when the work completes. |
| PRINT_JOB_TREE            | -printjobtree                    | Specification for whether or not to print the job tree when the monitored process completes.                                        |
| PRINT_PARAM_LIST          | -printparamlist                  | Specification for whether or not the parameter list for job items are included in the report.                                       |
| PRINT_SYSTEM_MESSAGE      | -<br>printsystemmessage          | Specification for whether or not system messages for the monitored processes when the work completes.                               |
| WAIT for PROCESS          | -wait                            | Specification that UPPS will monitor the specified process to completion.                                                           |

 **Note**  
In the `SUBMIT_PROCESS` [command line syntax](#), the `WAIT for PROCESS` (-wait) is a UPPS command used as a configuration option.

### Example

```

upps -userid USERNAME1 -pwd PASSWORD1 -host qapsft.stone.branch -port 8000 -
sub .\TM_parms.txt -processname TREEMOVER -runcontrolid ESS1A -processtype "Ap
plication Engine"

UNV6830E Universal Connector for PeopleSoft Process Scheduler ending with
exit code 0.

upps -userid USERNAME1 -pwd PASSWORD1 -host qapsft.stone.branch -port 8000 -
sub .\TM_parms.txt -processname TREEMOVER -runcontrolid ESS1A -processtype "Ap
plication Engine" -wait

UNV6817I Process status for TREEMOVER/140607 is now queued.

UNV6817I Process status for TREEMOVER/140607 is now no success.
Process Instance.....: 140607
Process Name.....: TREEMOVER
Process Type.....: Application Engine
Run Control Id.....: ESS1A

```

```
Server Name Run.....: PRCS1090
Operator Id.....: USERNAME1
Request Date Time.....: 2018-02-08-14.44.14.514964
Run Date Time.....: 2018-02-08-14.44.14.000000
Begin Date Time.....: 2018-02-08-14.44.23.302174
End Date Time.....: 2018-02-08-14.44.23.500502
Output Destination Format.: TXT
Output Destination Type...: WEB
Run Status.....: no success
Distribution Status.....: n/a
```

UNV6834I Distribution status for TREEMOVER/140607 is now posted.

```
Process Instance.....: 140607
Process Name.....: TREEMOVER
Process Type.....: Application Engine
Run Control Id.....: ESS1A
Server Name Run.....: PRCS1090
Operator Id.....: USERNAME1
Request Date Time.....: 2018-02-08-14.44.14.514964
Run Date Time.....: 2018-02-08-14.44.14.000000
Begin Date Time.....: 2018-02-08-14.44.23.302174
End Date Time.....: 2018-02-08-14.44.38.407472
Output Destination Format.: TXT
Output Destination Type...: WEB
Run Status.....: no success
Distribution Status.....: posted
Content Id.....: 29626
```

```
*****
**
```

```
Report URL.....: http://qapsft.stone.branch:8000/psreports/ps/29626
/AE_TREEMOVER_140607.stdout
```

```
Report Description.: Redirected Terminal Output
```

```
*****
**
```

```
PeopleTools 8.55.09 - Application Engine Server
Copyright (c) 1988-2018 Oracle and/or its affiliates.
All Rights Reserved
PSAESRV started service request at 14.44.23 2018-02-08
Begin: PeopleSoft TreeMover (125,2)
A file with the name ESS1A-TreeExpl already exists. Cannot overwrite.
(125,498)
PeopleSoft TreeMover Completed Unsuccessfully. (125,5)
End: PeopleSoft TreeMover (125,3)
PeopleCode Exit(1) Abort invoked by Application at TREEMOVER.Export.Step01.
(108,543)
Process 140607 ABENDED at Step TREEMOVER.Export.Step01 (PeopleCode) -- RC =
? (108,524)
Process %s ABENDED at Step %s.%s.%s (Action %s) -- RC = %s
PSAESRV completed service request at 14.44.23 2018-02-08
```

```
UNV6830E Universal Connector for PeopleSoft Process Scheduler ending with
exit code 6.
```

WAIT for PROCESS - UPPS Command

- [Description](#)

- [Command Line Syntax](#)
- [Configuration Options](#)
- [Example](#)

## Description

The WAIT for PROCESS command monitors a specified job, jobset, or process in the PeopleSoft system to completion.

Optionally, the various outputs associated with the monitored processes can be retrieved.

## Command Line Syntax

The following figure illustrates the command line syntax of the WAIT for PROCESS command, using the command line, long form of its [configuration options](#).

```
-wait -processinstance number
[-pollseconds][-printjobtree {yes | no}]
[-printdistlist {yes | no}]
[-printsystemmessage {yes | no}]
[-printapplicationmessage {yes | no}]
[-printparamlist {yes | no}]
[-report {yes | no}]
[-cntfilter filterList]
```

## Configuration Options

The following table describes all WAIT for PROCESS configuration options and provides the command line, long form of each option illustrated in the [WAIT for PROCESS command line syntax](#), above.

| Configuration Option Name | Command Line Long Form   | Description                                                                                                                         |
|---------------------------|--------------------------|-------------------------------------------------------------------------------------------------------------------------------------|
| CNT_FILTER                | -cntfilter               | Comma-delimited list of report file suffixes that will not be returned.                                                             |
| POLL                      | -poll                    | Length of time to wait between status calls to the PeopleSoft system.                                                               |
| PRINT_JOB_TREE            | -printjobtree            | Specification for whether or not to print the job tree when the monitored process completes.                                        |
| PRINT_DIST_LIST           | -printdistlist           | Specification for whether or not to print the report-recipient distribution list for the monitored process when the work completes. |
| PRINT_APPLICATION_MESSAGE | -printapplicationmessage | Specification for whether or not application messages are printed for the monitored processes when the work completes.              |
| PRINT_SYSTEM_MESSAGE      | -printsystemmessage      | Specification for whether or not system messages for the monitored processes when the work completes.                               |
| PRINT_PARAM_LIST          | -printparamlist          | Specification for whether or not the parameter list for job items are included in the report.                                       |
| PROCESS_INSTANCE          | -processinstance         | Process instance number for the job, jobset, or process.                                                                            |
| REPORT                    | -Report                  | Specification for whether or not the reports associated with a process are returned.                                                |

## Example

```
upps -userid USERNAME1 -pwd PASSWORD1 -host qapsft.stone.branch -port 8000 -
wait -processinstance 140608

UNV6817I Process status for TREEMOVER/140608 is now no success.
UNV6834I Distribution status for TREEMOVER/140608 is now posted.
Process Instance.....: 140608
Process Name.....: TREEMOVER
Process Type.....: Application Engine
```

```

Run Control Id.....: ESS1A
Server Name Run.....: PRCS1090
Operator Id.....: USERNAME1
Request Date Time.....: 2018-02-08-14.46.26.623556
Run Date Time.....: 2018-02-08-14.46.26.000000
Begin Date Time.....: 2018-02-08-14.46.39.774941
End Date Time.....: 2018-02-08-14.46.54.970106
Output Destination Format.: TXT
Output Destination Type...: WEB
Run Status.....: no success
Distribution Status.....: posted
Content Id.....: 29627
*****
**
Report URL.....: http://qapsft.stone.branch:8000/psreports/ps/29627
/AE_TREEMOVER_140608.stdout
Report Description.: Redirected Terminal Output
*****
**
PeopleTools 8.55.09 - Application Engine Server
Copyright (c) 1988-2018 Oracle and/or its affiliates.
All Rights Reserved
PSAESRV started service request at 14.46.39 2018-02-08
Begin: PeopleSoft TreeMover (125,2)
A file with the name ESS1A-TreeExp1 already exists. Cannot overwrite.
(125,498)
PeopleSoft TreeMover Completed Unsuccessfully. (125,5)
End: PeopleSoft TreeMover (125,3)
PeopleCode Exit(1) Abort invoked by Application at TREEMOVER.Export.Step01.
(108,543)
Process 140608 ABENDED at Step TREEMOVER.Export.Step01 (PeopleCode) -- RC =
? (108,524)
Process %s ABENDED at Step %s.%s.%s (Action %s) -- RC = %s
PSAESRV completed service request at 14.46.39 2018-02-08

UNV6830E Universal Connector for PeopleSoft Process Scheduler ending with
exit code 6.

```

## Universal Connector for PeopleSoft Exit Codes

- [Overview](#)
- [WAIT Exit Codes](#)
- [All Other Command Exit Codes](#)

### Overview

The exit code of Universal Connector for PeopleSoft depends on the command being issued.

This page identifies the exit codes for the various Universal Connector for PeopleSoft commands.

### WAIT Exit Codes

If the WAIT command is specified, UPPS will return a value that indicates the state of the monitored process, job, or jobSet.

The following table lists the exit code value associated with the possible completion states.

|  |  |
|--|--|
|  |  |
|--|--|

| Job Completion Status in PeopleSoft Process Scheduler                          | Exit Code |
|--------------------------------------------------------------------------------|-----------|
| Error                                                                          | 8         |
| No Success                                                                     | 6         |
| Cancelled                                                                      | 4         |
| Warning                                                                        | 2         |
| Success                                                                        | 0         |
| Error in UPPS processing (see <a href="#">#All Other Command Exit Codes</a> ). | > 200     |

## All Other Command Exit Codes

If UPPS is not performing the WAIT command, the exit code indicates the success of the requested actions.

The following table lists the UPPS exit codes.

| Description                                                                                                                                           | Exit Code |
|-------------------------------------------------------------------------------------------------------------------------------------------------------|-----------|
| Successfully completed all requested actions.                                                                                                         | 0         |
| General purpose return code indicating that an error level condition occurred in processing. Refer to messages written to standard error for details. | 202       |
| General purpose return code indicating that a fatal level condition occurred in processing. Refer to messages written to standard error for details.  | 203       |
| Error in the configuration file or command options. Refer to the messages written to standard error for details.                                      | 220       |
| Error initializing the message processing options                                                                                                     | 221       |

## Universal Connector for PeopleSoft Configuration Options for Program Execution

### Overview

Many configuration options of Universal Connector for PeopleSoft are associated with one or more specific Universal Connector for PeopleSoft [commands](#).

However, some configuration options are not associated with commands, but with program execution. Some of these options are required for every execution of Universal Connector for PeopleSoft; others are optional for any execution.

These options are categorized into logical areas of application, as shown in the following table.

The name of each category is a link to the following information:

- Description: Description of the options in the category.
- Options syntax: Syntax of the options on the command line.
- Options: Description of the configuration options in the category and a link to detailed information about those options.



#### Note

For information on configuration options that are associated with one or more specific commands, see [Universal Connector for PeopleSoft Commands](#).

### Universal Connector for PeopleSoft Configuration Options for Program Execution - Categories

| Option Categories            | Description                                                         |
|------------------------------|---------------------------------------------------------------------|
| <b>Required</b>              |                                                                     |
| <a href="#">HOST Options</a> | Specifies the PeopleSoft host to which a connection should be made. |

|                                                          |                                                                                          |
|----------------------------------------------------------|------------------------------------------------------------------------------------------|
| <a href="#">USER Options</a>                             | Identifies the PeopleSoft user account with which the command executes.                  |
| <b>Optional</b>                                          |                                                                                          |
| <a href="#">AFT (Application Fault Tolerant) Options</a> | Configures application-level fault tolerant web service calls to the PeopleSoft server.  |
| <a href="#">COMMAND FILE Options</a>                     | Specifies an additional source of command options.                                       |
| <a href="#">INFORMATIONAL Options</a>                    | Requests information pertaining to the PeopleSoft program.                               |
| <a href="#">INSTALLATION Options</a>                     | Specifies UPPS options required for installation (Windows and UNIX).                     |
| <a href="#">LOCAL Options</a>                            | Specifies UPPS options required for local broker registration.                           |
| <a href="#">MESSAGE Options</a>                          | Requests information pertaining to the UPPS program.                                     |
| <a href="#">NFT (Network Fault Tolerant) Options</a>     | Configures application-level fault tolerant web service calls to the PeopleSoft server.  |
| <a href="#">SSL/TLS Options</a>                          | Configures the environment and behavior of HTTPS connections with the PeopleSoft system. |

## AFT (Application Fault Tolerant) Options - Universal Connector for PeopleSoft

- [Description](#)
- [Command Line Syntax](#)
- [AFT Options List](#)

### Description

The AFT (Application Fault Tolerant) options are used to configure application-level fault tolerant web service calls to the PeopleSoft server. Web service calls that fail because of a backend error on the PeopleSoft system can be retried using the AFT options below.

### Command Line Syntax

The following figure illustrates the command line syntax of the AFT options, using their command line, long form.

```
-appl_retry_count count
-appl_retry_interval seconds
-appl_retry_msg_ids list
```

### AFT Options List

The following table describes all AFT options and provides the command line, long form of each option illustrated in the AFT options command line syntax, above.

| Configuration Option Name           | Command Line Long Form | Description                                                                                                   |
|-------------------------------------|------------------------|---------------------------------------------------------------------------------------------------------------|
| <a href="#">APPL_RETRY_COUNT</a>    | -appl_retry_count      | Number of web service call retry attempts Universal Connector should make before ending with an error.        |
| <a href="#">APPL_RETRY_INTERVAL</a> | -appl_retry_interval   | Number of seconds to wait between a retry of the web service call upon an application level PeopleSoft error. |
| <a href="#">APPL_RETRY_MSG_IDS</a>  | -appl_retry_msg_ids    | Comma-separated list of PeopleSoft message IDs to retry on.                                                   |



## COMMAND FILE Options - Universal Connector for PeopleSoft

- [Description](#)
- [Plain Text File](#)
  - [Command Line Syntax \(Plain Text Options\)](#)
  - [COMMAND FILE \(Plain Text\) Options List](#)
- [Encrypted File](#)
  - [Command Line Syntax \(Encrypted Options\)](#)
  - [COMMAND FILE \(Encrypted\) Options List](#)

### Description

The COMMAND FILE options are used to specify a file as a source of configuration options used for a command execution. The options read from a command file are processed exactly like options from any other input source.

Encrypted command files are an excellent place to store sensitive data such as user IDs and passwords. Use the [Universal Encrypt](#) utility to encrypt a plain text command file.

#### Note

All options, including required and command-specific options, can be placed in a command file.

Universal Connector for PeopleSoft can process both plain text and encrypted command files. Either type of file can be used, but not both. If both are specified, the plain text file will be used.

### Plain Text File

#### Command Line Syntax (Plain Text Options)

The following figure illustrates the command line syntax of the [COMMAND FILE \(Plain Text\) options](#), using their command line, long form.

```
-file [filename]
```

#### COMMAND FILE (Plain Text) Options List

The following table describes all COMMAND FILE (Plain Text) options and provides the command line, long form of each option illustrated in the COMMAND FILE (Plain Text) options [command line syntax](#), above.

| Configuration Option Name | Command Line Long Form | Description                        |
|---------------------------|------------------------|------------------------------------|
| <a href="#">FILE_NAME</a> | -file                  | Name of a plain text command file. |

### Encrypted File

#### Command Line Syntax (Encrypted Options)

The following figure illustrates the command line syntax of the [COMMAND FILE \(Encrypted\) options](#), using their command line, long form.

```
-encryptedfile [filename [-keykey]]
```

## COMMAND FILE (Encrypted) Options List

The following table describes all COMMAND FILE (Encrypted) options and provides the command line, long form of each option illustrated in the COMMAND FILE (Encrypted) options [command line syntax](#), above.

| Configuration Option Name      | Command Line Long Form | Description                           |
|--------------------------------|------------------------|---------------------------------------|
| <a href="#">ENCRYPT_FILE</a>   | -encryptedfile         | Name of an encrypted command file.    |
| <a href="#">ENCRYPTION_KEY</a> | -key                   | Key used to encrypt the command file. |

## HOST Options - Universal Connector for PeopleSoft

- [Description](#)
- [Command Line Syntax](#)
- [HOST Options List](#)

### Description

The HOST configuration options are required to establish connections and consume web services on a PeopleSoft system.

### Command Line Syntax

The following figure illustrates the command line syntax of the [HOST options](#), using their command line, long form.

```
-hosthost [-portport] -psendpointendpoint
```

### HOST Options List

The following table describes all HOST configuration options and provides the command line, long form of each option illustrated in the HOST options [command line syntax](#), above.

| Configuration Option Name | Command Line Long Form | Description                                          |
|---------------------------|------------------------|------------------------------------------------------|
| <a href="#">HOST</a>      | -host                  | Host name of a PeopleSoft application server.        |
| <a href="#">PORT</a>      | -port                  | Port number for the PeopleSoft application server.   |
| <a href="#">ENDPOINT</a>  | -psendpoint            | Web Service endpoint for the PROCESSREQUEST service. |

## INFORMATIONAL Options - Universal Connector for PeopleSoft

- [Description](#)

- [Command Line Syntax](#)
- [INFORMATIONAL Options List](#)

### Description

The INFORMATIONAL options request information pertaining to the PeopleSoft program.

### Command Line Syntax

The following figure illustrates the command line syntax of the [INFORMATIONAL options](#), using their command line, long form.

```
-help-version
```

### INFORMATIONAL Options List

The following table describes all INFORMATIONAL options and provides the command line, long form of each option illustrated in the INFORMATIONAL options [command line syntax](#), above.

| Configuration Option Name | Command Line Long Form | Description                                    |
|---------------------------|------------------------|------------------------------------------------|
| <a href="#">HELP</a>      | -help                  | Writes command line help.                      |
| <a href="#">VERSION</a>   | -version               | Writes UPPS version and copyright information. |

### INSTALLATION Options - Universal Connector for PeopleSoft

- [Description](#)
- [Configuration File Syntax](#)
- [INSTALLATION Options List](#)

### Description

The INSTALLATION options are required for product installation.



#### Note

INSTALLATION options can be specified only in the configuration file. They have no command line or environment variable parameters.

### Configuration File Syntax

The following figure illustrates the configuration file syntax of the [INSTALLATION options](#).

```
installation_directorydirectory
```

### INSTALLATION Options List

The following table describes all INSTALLATION options and provides the configuration file format of each option illustrated in the INSTALLATION options [configuration file syntax](#), above.

| Configuration Option Name              | Command Line Long Form | Description                          |
|----------------------------------------|------------------------|--------------------------------------|
| <a href="#">INSTALLATION_DIRECTORY</a> | installation_directory | Location in which UPPS is installed. |

## LOCAL Options - Universal Connector for PeopleSoft

- [Description](#)
- [Command Line Syntax](#)
- [LOCAL Options List](#)

### Description

The LOCAL options are required for local broker registration.

### Command Line Syntax

The following table illustrates the command line syntax of the [LOCAL options](#), using their command line, long form.

```
-bif_directorydirectory-plf_directorydirectory
```

### LOCAL Options List

The following table describes all LOCAL options and provides the command line, long form of each option illustrated in the LOCAL options [command line syntax](#), above.

| Configuration Option Name     | Command Line Long Form | Description                                                                                                |
|-------------------------------|------------------------|------------------------------------------------------------------------------------------------------------|
| <a href="#">BIF_DIRECTORY</a> | -bif_directory         | For UNIX only: Broker Interface File (BIF) directory where the Universal Broker interface file is located. |
| <a href="#">PLF_DIRECTORY</a> | -plf_directory         | For UNIX only: Program Lock File (PLF) directory where the program lock files are located.                 |

## MESSAGE Options - Universal Connector for PeopleSoft

- [Description](#)
- [Command Line Syntax](#)
- [MESSAGE Options List](#)

### Description

The MESSAGE options specify different characteristics of Universal Connector for PeopleSoft messages.

## Command Line Syntax

The following table illustrates the command line syntax of the [MESSAGE options](#), using their command line, long form.

```
-lang language
-level {trace | audit | info | warn | error}
-trace_file_lines lines
-trace_table size,condition
```

## MESSAGE Options List

The following table describes all MESSAGE options and provides the command line, long form of each option illustrated in the MESSAGE options [command line syntax](#), above.

| Configuration Option Name        | Command Line Long Form | Description                                                         |
|----------------------------------|------------------------|---------------------------------------------------------------------|
| <a href="#">MESSAGE_LANGUAGE</a> | -lang                  | Language in which messages are written.                             |
| <a href="#">MESSAGE_LEVEL</a>    | -level                 | Level of messages to be written.                                    |
| <a href="#">TRACE_FILE_LINES</a> | -trace_file_lines      | Maximum number of lines to write to the trace file.                 |
| <a href="#">TRACE_TABLE</a>      | -trace_table           | Trace table size and under what conditions it is written to a file. |

## NFT (Network Fault Tolerant) Options - Universal Connector for PeopleSoft

- [Description](#)
- [Command Line Syntax](#)
- [NFT Options List](#)

### Description

The NFT (Network Fault Tolerant) options are used to configure fault tolerant web service calls to the PeopleSoft server. Web service calls that fail because of a connection issue between UPPS and the PeopleSoft server can be retried using the NFT options below.

### Command Line Syntax

The following figure illustrates the command line syntax of the NFT options, using their command line, long form.

```
-ws_retry_count count
-ws_retry_interval seconds
```

### NFT Options List

The following table describes all NFT options and provides the command line, long form of each option illustrated in the NFT options command line syntax, above.

| Configuration Option Name         | Command Line Long Form | Description                                                                                                                       |
|-----------------------------------|------------------------|-----------------------------------------------------------------------------------------------------------------------------------|
| <a href="#">WS_RETRY_COUNT</a>    | -ws_retry_count        | Number of unsuccessful web service call retry attempts that can occur before UPPS terminates the process and ends unsuccessfully. |
| <a href="#">WS_RETRY_INTERVAL</a> | -ws_retry_interval     | Number of seconds that will elapse between a failed retryable web service call and the retry of that web service call.            |

## SSL/TLS Options - Universal Connector for PeopleSoft

- [Description](#)
- [Command Line Syntax](#)
- [SSL/TLS Options List](#)

### Description

The SSL/TLS options are used to configure the environment and behavior of HTTPS connections with the PeopleSoft system. The SSL/TLS configuration options can be used with any command, but they only impact HTTPS connections.

### Command Line Syntax

The following figure illustrates the command line syntax of the [SSL/TLS options](#), using their command line, long form.

```
{-ssl_cipher_list list -ssl_cipher_suites list [-ca_certsfile] [-certfile] [-daysnumber] [-private_keyfile [-private_key_pwd password]] [-verify_host_nameoption] [-verify_peeroption]}
```

### SSL/TLS Options List

The following table describes all SSL/TLS configuration options and provides the command line, long form of each option illustrated in the SSL/TLS options [command line syntax](#), above.

| Configuration Option Name         | Command Line Long Form | Description                                                                        |
|-----------------------------------|------------------------|------------------------------------------------------------------------------------|
| <a href="#">SSL_CIPHER_LIST</a>   | -ssl_cipher_list       | SSL/TLS cipher suites acceptable for use by the SSL/TLS protocol.                  |
| <a href="#">SSL_CIPHER_SUITES</a> | -ssl_cipher_suites     | SSL/TLS 1.3 specific cipher suites acceptable for use by the SSL/TLS 1.3 protocol. |

|                                               |                   |                                                                                                                      |
|-----------------------------------------------|-------------------|----------------------------------------------------------------------------------------------------------------------|
| <a href="#">CERTIFICATE</a>                   | -cert             | File name of the PEM-formatted <a href="#">X.509 certificate</a> that identifies Universal Connector for PeopleSoft. |
| <a href="#">CERTIFICATE_EXPIRATION_NOTICE</a> | -days             | Number of days prior to certificate expiration to begin issuing informational messages about the expiration.         |
| <a href="#">CA_CERTIFICATES</a>               | -ca_certs         | Location of the PEM-formatted trusted Certificate Authority (CA) <a href="#">X.509 certificates</a> file.            |
| <a href="#">PRIVATE_KEY</a>                   | -port             | Path of the UPPS PEM-formatted RSA private key.                                                                      |
| <a href="#">PRIVATE_KEY_PWD</a>               | -port             | Password for the UPPS <a href="#">PRIVATE_KEY</a> .                                                                  |
| <a href="#">VERIFY_HOST_NAME</a>              | -verify_host_name | Specification for whether or not the server's <a href="#">X.509 certificate</a> host name field must be verified.    |
| <a href="#">VERIFY_PEER</a>                   | -verify_peer      | Specification for whether or not the server's <a href="#">X.509 certificate</a> is verified.                         |

## USER Options - Universal Connector for PeopleSoft

- [Description](#)
- [Command Line Syntax](#)
- [USER Options List](#)

### Description

The USER options are required to establish an RFC connection to a PeopleSoft system. They establish the PeopleSoft user identity.

### Command Line Syntax

The following figure illustrates the command line syntax of the [USER options](#), using their command line, long form.

```
-useriduserid-pwdpassword
```

### USER Options List

The following table describes all USER options and provides the command line, long form of each option illustrated in the [USER options command line syntax](#), above.

| Configuration Option Name | Command Line Long Form | Description                                                      |
|---------------------------|------------------------|------------------------------------------------------------------|
| <a href="#">PASSWORD</a>  | -pwd                   | Password for the PeopleSoft user ID.                             |
| <a href="#">USER_ID</a>   | -userid                | PeopleSoft user ID with which to logon to the PeopleSoft system. |

- [Overview](#)
- [Configuration Options Information](#)
  - [Description](#)
  - [Usage](#)
  - [Values](#)
  - [<Additional Information>](#)
  - [Command Usage](#)
- [Configuration Options List](#)

## Overview

This page provides links to detailed information for all configuration options of Universal Connector for PeopleSoft.

The options are listed alphabetically, without regard to any specific operating system.

## Configuration Options Information

For each configuration option, these pages provides the following information.

### Description

Describes the configuration option and how it is used.

### Usage

Provides a table of the following information:

| Method                     | Syntax           | IBM i | HP NonStop | UNIX | Windows | z/OS |
|----------------------------|------------------|-------|------------|------|---------|------|
| Command Line, Short Form   | <Format / Value> |       |            |      |         |      |
| Command Line, Long Form    | <Format / Value> |       |            |      |         |      |
| Environment Variable       | <Format / Value> |       |            |      |         |      |
| Configuration File Keyword | <Format / Value> |       |            |      |         |      |

## Method

Identifies the different methods used to specify Universal Connector configuration options:

- Command Line Option, Short Form
- Command Line Option, Long Form
- Environment Variable
- Configuration File Keyword

### Note

Each option can be specified using one or more methods.

## Syntax

Identifies the syntax of each method that can be used to specify the option:

- Format: Specific characters that identify the option.
- Value: Type of value(s) to be supplied for this method.

### Note

If a Method is not valid for specifying the option, the Syntax field contains **n/a**.

## (Operating System)

Identifies the operating systems for which each method of specifying the option is valid:

- IBM i



- HP NonStop
- UNIX
- Windows
- z/OS

### Values

Identifies all possible values for the specified value type.

Defaults are identified in **bold type**.

### <Additional Information>

Identifies any additional information specific to the option.

### Command Usage

Provides links to the Universal Connector commands that use the option.

If the option is associated with program execution, not commands, this section provides a link to the appropriate option category in [Universal Connector for PeopleSoft Configuration Options for Program Execution](#).

### Configuration Options List

The following table identifies all Universal Connector configuration options.

| Option                                        | Description                                                                                                                      |
|-----------------------------------------------|----------------------------------------------------------------------------------------------------------------------------------|
| <a href="#">APPL_RETRY_COUNT</a>              | Number of web service call retry attempts Universal Connector for UPPS should make before ending with an error.                  |
| <a href="#">APPL_RETRY_INTERVAL</a>           | Number of seconds to wait between a retry of the web service call upon an application level PeopleSoft error.                    |
| <a href="#">APPL_RETRY_MSG_IDS</a>            | Comma-separated list of PeopleSoft message IDs.                                                                                  |
| <a href="#">BIF_DIRECTORY</a>                 | Broker Interface Directory that specifies the location of the Universal Broker interface file.                                   |
| <a href="#">CA_CERTIFICATES</a>               | Location of the PEM-formatted trusted Certificate Authority (CA) X.509 certificates file.                                        |
| <a href="#">CERTIFICATE</a>                   | File name of the PEM-formatted <a href="#">X.509 certificate</a> that identifies Universal Connector for PeopleSoft.             |
| <a href="#">CERTIFICATE_EXPIRATION_NOTICE</a> | Number of days prior to certificate expiration to begin issuing informational messages about the expiration.                     |
| <a href="#">CNT_FILTER</a>                    | Comma-delimited list of report file suffixes that will not be returned.                                                          |
| <a href="#">CONTENT_ID</a>                    | Content ID that identifies the report to be returned from the report repository.                                                 |
| <a href="#">DEFINITION_FILE_FORMAT</a>        | Format of the definition file.                                                                                                   |
| <a href="#">DISTRIBUTION_STATUS</a>           | Distribution status by requests are filtered.                                                                                    |
| <a href="#">ENCRYPT_FILE</a>                  | Name of an encrypted text command file.                                                                                          |
| <a href="#">ENCRYPTION_KEY</a>                | Key used to encrypt the command file.                                                                                            |
| <a href="#">ENDPOINT</a>                      | Web Service endpoint for the PROCESSREQUEST service.                                                                             |
| <a href="#">FILE_NAME</a>                     | Name of a plain text command file.                                                                                               |
| <a href="#">FILTER_UNIT</a>                   | Unit used to interpret FILTER_VALUE configuration option to provide a time range for filtering requests.                         |
| <a href="#">FILTER_VALUE</a>                  | Integer value that will be interpreted in FILTER_UNIT configuration option units to provide a time range for filtering requests. |
| <a href="#">FROM_DATE</a>                     | Explicit <b>from</b> date in the form of yyyy-mm-dd.                                                                             |
| <a href="#">HELP</a>                          | Displays a description of command line options and their format.                                                                 |

|                           |                                                                                                                                  |
|---------------------------|----------------------------------------------------------------------------------------------------------------------------------|
| HOST                      | Host name of a PeopleSoft application server.                                                                                    |
| INSTALLATION_DIRECTORY    | Location in which UPPS is installed.                                                                                             |
| ITEM_INSTANCE             | Instance number of a scheduled job or jobset.                                                                                    |
| JOB_NAME                  | Name of the job being referenced by a command.                                                                                   |
| LANGUAGE_CODE             | Filter requests by language code.                                                                                                |
| MAIN_JOB_NAME             | Filter requests by language code.                                                                                                |
| MAIN_SCHED_NAME           | Name of the jobset schedule.                                                                                                     |
| MAX_SSL_PROTOCOL          | Maximum SSL/TLS protocol level that will be negotiated and used to secure a session with the PeopleSoft server.                  |
| MESSAGE_LANGUAGE          | Language in which messages are written.                                                                                          |
| MESSAGE_LEVEL             | Level of messages to written.                                                                                                    |
| MIN_SSL_PROTOCOL          | Minimum SSL/TLS protocol level that will be negotiated and used to secure a session with the PeopleSoft server.                  |
| OPERATOR_ID               | Filter requests by this operator ID.                                                                                             |
| OUTPUT_DESTINATION_FORMAT | Override of the default output format for the submitted process.                                                                 |
| OUTPUT_DESTINATION_STRING | Override for the file path or printer destination for the output, if the output type for a submitted process is File or Printer. |
| OUTPUT_DESTINATION_TYPE   | Type of output for a submitted process.                                                                                          |
| OUTPUT_FORMAT             | Format of the output from a PeopleSoft process.                                                                                  |
| PASSWORD                  | Password for the PeopleSoft user ID.                                                                                             |
| PLF_DIRECTORY             | Program Lock File directory that specifies the location of the UPPS program lock file.                                           |
| POLL                      | Length of time to wait between status calls to the PeopleSoft system.                                                            |
| PORT                      | Port number for the PeopleSoft application server.                                                                               |
| PRINT_APPLICATION_MESSAGE | Specification for whether or not the application messages for the monitored processes are included in the Job Report.            |
| PRINT_DISTRIBUTION_LIST   | Specification for whether or not the report-recipient distribution list is included in the Job Report.                           |
| PRINT_JOB_TREE            | Specification for whether or not the job tree is included in the Job Report.                                                     |
| PRINT_MESSAGE_LIST        | Specification for whether or not the messages that will be emailed upon completion of a job item are included in the report.     |
| PRINT_NOTIFY_LIST         | Specification for whether or not the job notify list is included in the report.                                                  |
| PRINT_PARAMETER_LIST      | Specification for whether or not the parameter list job items are included in the Job Report.                                    |
| PRINT_SYSTEM_MESSAGE      | Specification for whether or not to print the system messages for the monitored processes are included in the Job Report.        |
| PRIVATE_KEY               | Path of the Universal Connector for PeopleSoft PEM-formatted RSA private key.                                                    |
| PRIVATE_KEY_PWD           | Password for the Universal Connector for PeopleSoft PEM-formatted RSA <a href="#">PRIVATE_KEY</a> .                              |
| PROCESS_INSTANCE          | PeopleSoft process instance number identifying the request to be returned.                                                       |
| PROCESS_INSTANCE_FROM     | Starting (lower) process instance ID in a range of instance IDs to be displayed.                                                 |
| PROCESS_INSTANCE_TO       | Ending (upper) process instance ID in a range of instance IDs to be displayed.                                                   |
| PROCESS_FILE_NAME         | Override for the dependent file name for the submitted process.                                                                  |
| PROCESS_NAME              | Name of a PeopleSoft process for which parameter names will be returned.                                                         |

|                       |                                                                                                                                   |
|-----------------------|-----------------------------------------------------------------------------------------------------------------------------------|
| PROCESS_REQUEST_COUNT | Limit of the number of requests that will be returned.                                                                            |
| PROCESS_TYPE          | Specific type of PeopleSoft process.                                                                                              |
| PROMPT                | Type of prompt values in the PeopleSoft system that will be displayed by the <a href="#">DISPLAY PRCS PROMPT</a> command.         |
| RECURRENCE_NAME       | Named recurrence definition to apply to the process submission.                                                                   |
| REPORT                | Specification for whether or not the reports associated with a process are returned.                                              |
| REPORT_FOLDER_NAME    | Override for the folder name for the main job or process.                                                                         |
| RETENTION_DAYS        | Override for the retention days defined for a submitted process.                                                                  |
| RUN_CONTROL_ID        | Run control ID to be used for the process submission.                                                                             |
| RUN_DATE_TIME         | Custom run date time for the submitted process.                                                                                   |
| RUN_STATUS            | Specification to filter requests by run status.                                                                                   |
| SERVER_NAME           | Specific server name for which constraints will be returned.                                                                      |
| SERVER_RUN            | Specification to filter requests by this server name.                                                                             |
| SSL_CIPHER_LIST       | SSL/TLS cipher suites acceptable for use by the SSL/TLS protocol.                                                                 |
| SSL_CIPHER_SUITES     | SSL/TLS 1.3 specific cipher suites that are acceptable for use by the SSL/TLS protocol.                                           |
| TIME_ZONE             | Time zone to use for the <a href="#">RUN_DATE_TIME</a> configuration option.                                                      |
| TO_DATE               | Latest date to use for job selection or syslog request.                                                                           |
| TRACE_FILE_LINES      | Maximum number of lines to write to the trace file.                                                                               |
| TRACE_TABLE           | Trace table size and under what conditions it is written to a file.                                                               |
| USER_ID               | PeopleSoft user ID with which to logon to the PeopleSoft system.                                                                  |
| VERIFY_HOST_NAME      | Specification for whether or not the server's <a href="#">X.509 certificate</a> host name field must be verified.                 |
| VERIFY_PEER           | Specification for whether or not the authenticity of the PeopleSoft server's <a href="#">X.509 certificate</a> is verified.       |
| VERSION               | Writes UPPS version and copyright information.                                                                                    |
| WS_RETRY_COUNT        | Number of unsuccessful web service call retry attempts that can occur before UPPS terminates the process and ends unsuccessfully. |
| WS_RETRY_INTERVAL     | Number of seconds that will elapse between a failed retryable web service call and the retry of that web service call.            |

## APPL\_RETRY\_COUNT - UPPS configuration option

### Description

The APPL\_RETRY\_COUNT option specifies the number of web service call retry attempts Universal Connector should make before ending with an error. This option only applies to application level PeopleSoft errors.

### Usage

| Method                     | Syntax                           | IBM i | HP NonStop | UNIX | Windows | z/OS |
|----------------------------|----------------------------------|-------|------------|------|---------|------|
| Command Line, Short Form   | n/a                              |       |            | ✓    | ✓       |      |
| Command Line, Long Form    | -appl_retry_count <i>count</i>   |       |            | ✓    | ✓       |      |
| Environment Variable       | UPPSAPPLRETRYCOUNT= <i>count</i> |       |            | ✓    | ✓       |      |
| Configuration File Keyword | appl_retry_count <i>count</i>    |       |            | ✓    | ✓       |      |

## Value

*count* must be a number. The minimum value is 0, and maximum is 2147483647.

The default value is 10.

## Command Usage

The APPL\_RETRY\_COUNT option is an [AFT \(Application Fault Tolerant\)](#) option.

AFT (Application Fault Tolerant) options are associated with program execution, not commands. They can be used to retry Web Service calls that were successfully sent by UPPS, but failed on the backend PeopleSoft server.

## APPL\_RETRY\_INTERVAL - UPPS configuration option

### Description

The APPL\_RETRY\_INTERVAL option specifies the number of seconds to wait between a retry of the web service call upon an application level PeopleSoft error.

### Usage

| Method                     | Syntax                                | IBM i | HP NonStop | UNIX | Windows | z/OS |
|----------------------------|---------------------------------------|-------|------------|------|---------|------|
| Command Line, Short Form   | n/a                                   |       |            | ✓    | ✓       |      |
| Command Line, Long Form    | -appl_retry_interval <i>seconds</i>   |       |            | ✓    | ✓       |      |
| Environment Variable       | UPPSAPPLRETRYINTERVAL= <i>seconds</i> |       |            | ✓    | ✓       |      |
| Configuration File Keyword | appl_retry_interval <i>seconds</i>    |       |            | ✓    | ✓       |      |

## Value

*seconds* must be a number. The minimum value is 1 second, and maximum is 2147483647 seconds.

The default value is 10.

## Command Usage

The APPL\_RETRY\_INTERVAL option is an [AFT \(Application Fault Tolerant\)](#) option.

AFT (Application Fault Tolerant) options are associated with program execution, not commands. They can be used to retry Web Service calls that were successfully sent by UPPS, but failed on the backend PeopleSoft server.

## APPL\_RETRY\_MSG\_IDS - UPPS configuration option

### Description

The APPL\_RETRY\_MSG\_IDS option specifies a comma-separated list of PeopleSoft message IDs.

If a PeopleSoft error occurs (status code 20), and the error message ID returned by PeopleSoft matches one of the ones specified in the list, UPPS will retry the web service call.

### Usage

| Method                   | Syntax | IBM i | HP NonStop | UNIX | Windows | z/OS |
|--------------------------|--------|-------|------------|------|---------|------|
| Command Line, Short Form | n/a    |       |            |      |         |      |

|                            |                                  |  |  |   |   |  |
|----------------------------|----------------------------------|--|--|---|---|--|
|                            |                                  |  |  | ✓ | ✓ |  |
| Command Line, Long Form    | -appl_retry_msg_ids <i>list</i>  |  |  | ✓ | ✓ |  |
| Environment Variable       | UPPSAPPLRETRYMSGIDS= <i>list</i> |  |  | ✓ | ✓ |  |
| Configuration File Keyword | appl_retry_msg_ids <i>list</i>   |  |  | ✓ | ✓ |  |

### Value

*list* can be a comma-separated list of PeopleSoft message IDs. If no retries are desired, a value of `none` can be specified.

Conversely, `*` can be specified to retry on all message IDs.

### Note

The `UNV6856I` message will be printed whenever an error occurs performing the web service request.

The message will print the PeopleSoft message ID, which can be used to form the list of message ids to retry on.

### Command Usage

The `APPL_RETRY_MSG_IDS` option is an [AFT \(Application Fault Tolerant\)](#) option.

AFT (Application Fault Tolerant) options are associated with program execution, not commands. They can be used to retry Web Service calls that were successfully sent by UPPS, but failed on the backend PeopleSoft server.

### BIF\_DIRECTORY - UPPS configuration option

#### Description

The `BIF_DIRECTORY` option specifies the Broker Interface File (BIF) directory where the Universal Broker interface file, **ubroker.bif**, is located.

#### Usage

| Method                     | Syntax                             | IBM i | HP NonStop | UNIX | Windows | z/OS |
|----------------------------|------------------------------------|-------|------------|------|---------|------|
| Command Line, Short Form   | n/a                                |       |            |      |         |      |
| Command Line, Long Form    | -bif_directory <i>directory</i>    |       |            | ✓    |         |      |
| Environment Variable       | UPPSBIFDIRECTORY= <i>directory</i> |       |            | ✓    |         |      |
| Configuration File Keyword | n/a                                |       |            |      |         |      |

#### Values

*directory* is the name of the BIF directory.

**Default = /var/opt/universal.**

#### Command Usage

The `BIF_DIRECTORY` option is a [LOCAL](#) option.

LOCAL options are associated with program execution, not commands. They are required for local broker registration.

### CA\_CERTIFICATES - UPPS configuration option

#### Description

The `CA_CERTIFICATES` option specifies the location of the PEM-formatted trusted Certificate Authority (CA) X.509 certificates file.

Trust CA certificates are required if peer authentication is desired.

## Usage

| Method                     | Syntax                      | IBM i | HP NonStop | UNIX | Windows | z/OS |
|----------------------------|-----------------------------|-------|------------|------|---------|------|
| Command Line, Short Form   | n/a                         |       |            |      |         |      |
| Command Line, Long Form    | -ca_certs <i>file</i>       |       |            | ✓    | ✓       |      |
| Environment Variable       | UPPSCACERTS= <i>file</i>    |       |            | ✓    | ✓       |      |
| Configuration File Keyword | ca_certificates <i>file</i> |       |            | ✓    | ✓       |      |

## Values

|                |                                                                                                                            |
|----------------|----------------------------------------------------------------------------------------------------------------------------|
| <b>UNIX</b>    | <i>file</i> is the path name of the X.509 certificates file. Relative paths are relative to the current working directory. |
| <b>Windows</b> | <i>file</i> is the path name of the X.509 certificates file. Relative paths are relative to the current working directory. |

## Command Usage

The CA\_CERTIFICATES option is an [SSL/TLS](#) option.

SSL/TLS options are associated with program execution, not commands. They are used to configure the environment and behavior of HTTPS connections with the PeopleSoft system. They can be used with any command, but they only impact HTTPS connections.

CERTIFICATE - UPPS configuration option

## Description

The CERTIFICATE option specifies the file name of the PEM-formatted [X.509 certificate](#) that identifies Universal Connector for PeopleSoft.

A UPPS X.509 certificate is required if the Universal Broker requires client authentication.

### Note

If the CERTIFICATE option is used, the [PRIVATE\\_KEY](#) option is required.

## Usage

| Method                     | Syntax                  | IBM i | HP NonStop | UNIX | Windows | z/OS |
|----------------------------|-------------------------|-------|------------|------|---------|------|
| Command Line, Short Form   | n/a                     |       |            |      |         |      |
| Command Line, Long Form    | -cert <i>file</i>       |       |            | ✓    | ✓       |      |
| Environment Variable       | UPPSCERT= <i>file</i>   |       |            | ✓    | ✓       |      |
| Configuration File Keyword | certificate <i>file</i> |       |            | ✓    | ✓       |      |

## Values

|                |                                                                                                                           |
|----------------|---------------------------------------------------------------------------------------------------------------------------|
| <b>UNIX</b>    | <i>file</i> is the path name of the X.509 certificate file. Relative paths are relative to the current working directory. |
| <b>Windows</b> | <i>file</i> is the path name of the X.509 certificate file. Relative paths are relative to the current working directory. |

## Command Usage

The CERTIFICATE option is an [SSL/TLS](#) option.

SSL/TLS options are associated with program execution, not commands. They are used to configure the environment and behavior of HTTPS connections with the PeopleSoft system. They can be used with any command, but they only impact HTTPS connections.

CERTIFICATE\_EXPIRATION\_NOTICE - UPPS configuration option

## Description

The CERTIFICATE\_EXPIRATION\_NOTICE option specifies the number of days prior to certificate expiration to begin issuing informational messages about the expiration.

### Usage

| Method                     | Syntax                           | IBM i | HP NonStop | UNIX | Windows | z/OS |
|----------------------------|----------------------------------|-------|------------|------|---------|------|
| Command Line, Short Form   | n/a                              |       |            |      |         |      |
| Command Line, Long Form    | -days <i>number</i>              |       |            | ✓    | ✓       |      |
| Environment Variable       | UPPSDAYSTILEXPIRE= <i>number</i> |       |            | ✓    | ✓       |      |
| Configuration File Keyword | days_til_expire <i>number</i>    |       |            | ✓    | ✓       |      |

### Values

*number* is the number of days prior to certificate expiration to begin issuing informational messages about the expiration.

**Default is 15.**

### Command Usage

The CERTIFICATE\_EXPIRATION\_NOTICE option is an [SSL/TLS](#) option.

SSL/TLS options are associated with program execution, not commands. They are used to configure the environment and behavior of HTTPS connections with the PeopleSoft system. They can be used with any command, but they only impact HTTPS connections.

CNT\_FILTER - UPPS configuration option

### Description

The CNT\_FILTER option specifies a comma-delimited list of report file suffixes that will not be returned.

CNT\_FILTER is used to filter out types of reports from being returned for a process.

For example, it can be used to prevent PDF and/or XLS reports from being returned: -cntfilter pdf,xls

### Usage

| Method                     | Syntax                     | IBM i | HP NonStop | UNIX | Windows | z/OS |
|----------------------------|----------------------------|-------|------------|------|---------|------|
| Command Line, Short Form   | n/a                        |       |            |      |         |      |
| Command Line, Long Form    | -cntfilter <i>list</i>     |       |            | ✓    | ✓       |      |
| Environment Variable       | UPPSCNTFILTER= <i>list</i> |       |            | ✓    | ✓       |      |
| Configuration File Keyword | content_filter <i>list</i> |       |            | ✓    | ✓       |      |

### Value

*filterList* is a comma-delimited list of report file suffixes that will not be returned.

For example: pdf,xls

**Default is pdf.**

### Command Usage

The CNT\_FILTER option is used in the following Universal Connector for PeopleSoft commands:

- [SUBMIT PROCESS](#)

CONTENT\_ID - UPPS configuration option

### Description

The CONTENT\_ID option specifies the content ID that identifies the report to be returned from the report repository.

### Usage

| Method                     | Syntax                    | IBM i | HP NonStop | UNIX | Windows | z/OS |
|----------------------------|---------------------------|-------|------------|------|---------|------|
| Command Line, Short Form   | n/a                       |       |            |      |         |      |
| Command Line, Long Form    | -contentid <i>ID</i>      |       |            | ✓    | ✓       |      |
| Environment Variable       | UPPS_CONTENTID= <i>ID</i> |       |            | ✓    | ✓       |      |
| Configuration File Keyword | contentid <i>ID</i>       |       |            | ✓    | ✓       |      |

### Value

*ID* is the ID that identifies the report to be returned from the report repository

### Command Usage

The CONTENT\_ID option is used in the following Universal Connector for PeopleSoft command:

- [DISPLAY PRCS GET REPORT](#)  
DEFINITION\_FILE\_FORMAT - UPPS configuration option

### Description

The DEFINITION\_FILE\_FORMAT option specifies the format of the definition file.

### Usage

| Method                     | Syntax                    | IBM i | HP NonStop | UNIX | Windows | z/OS |
|----------------------------|---------------------------|-------|------------|------|---------|------|
| Command Line, Short Form   | n/a                       |       |            |      |         |      |
| Command Line, Long Form    | -deffmt <i>format</i>     |       |            | ✓    | ✓       |      |
| Environment Variable       | UPPSDEFFMT= <i>format</i> |       |            | ✓    | ✓       |      |
| Configuration File Keyword | deffmt <i>format</i>      |       |            | ✓    | ✓       |      |

### Value

*format* is the format of the definition file.

Valid values:

- **xml**  
Definition file contains XML that describes the request.
- **upps**  
Definition file contains a UPPS script that describes the request.

### Command Usage

The DEFINITION\_FILE\_FORMAT option is used in the following Universal Connector for PeopleSoft commands:

- [SUBMIT PROCESS](#)  
DISTRIBUTION\_STATUS - UPPS configuration option

### Description

The DISTRIBUTION\_STATUS option specifies filter requests by distribution status.

### Usage

---



| Method                     | Syntax                                 | IBM i | HP NonStop | UNIX | Windows | z/OS |
|----------------------------|----------------------------------------|-------|------------|------|---------|------|
| Command Line, Short Form   | n/a                                    |       |            |      |         |      |
| Command Line, Long Form    | -distributionstatus <i>status</i>      |       |            | ✓    | ✓       |      |
| Environment Variable       | UPPS_DISTRIBUTIONSTATUS= <i>status</i> |       |            | ✓    | ✓       |      |
| Configuration File Keyword | distributionstatus <i>status</i>       |       |            | ✓    | ✓       |      |

### Value

*status* is the distribution status by which you want to filter requests.

### Command Usage

The DISTRIBUTION\_STATUS option is used in the following Universal Connector for PeopleSoft command:

- [DISPLAY REQUESTS](#)  
ENCRYPT\_FILE - UPPS configuration option

### Description

The ENCRYPT\_FILE option specifies the file name of an encrypted text command file.

If ENCRYPT\_FILE does not specify a file name, the command file is read from stdin.



#### Note

If both the ENCRYPT\_FILE and [FILE\\_NAME](#) options are used, ENCRYPT\_FILE is ignored.

### Usage

| Method                     | Syntax                         | IBM i | HP NonStop | UNIX | Windows | z/OS |
|----------------------------|--------------------------------|-------|------------|------|---------|------|
| Command Line, Short Form   | -x <i>name</i>                 |       |            | ✓    | ✓       |      |
| Command Line, Long Form    | -encryptedfile <i>name</i>     |       |            | ✓    | ✓       |      |
| Environment Variable       | UPPSENCRYPTEDFILE= <i>name</i> |       |            | ✓    | ✓       |      |
| Configuration File Keyword | n/a                            |       |            |      |         |      |

### Value

*name* is the name (ddname for z/OS) of the encrypted text command file.

### Command Usage

The ENCRYPT\_FILE option is a [COMMAND FILE](#) option.

COMMAND FILE options are associated with program execution, not commands. They are used to specify a file as a source of configuration options used for a command execution.

ENCRYPTION\_KEY - UPPS configuration option

### Description

The ENCRYPTION\_KEY option specifies the key used to encrypt the command file.

This key acts much like a password for the encrypted command file. If a key was used to encrypt a command file (when Universal Encrypt was run), that same key must be specified to decrypt the file; otherwise, the decryption will fail.

If no key is specified, a default value is provided.

### Usage

|  |  |  |  |  |  |  |
|--|--|--|--|--|--|--|
|  |  |  |  |  |  |  |
|--|--|--|--|--|--|--|

| Method                     | Syntax          | IBM i | HP NonStop | UNIX | Windows | z/OS |
|----------------------------|-----------------|-------|------------|------|---------|------|
| Command Line, Short Form   | -K <i>key</i>   |       |            | ✓    | ✓       |      |
| Command Line, Long Form    | -key <i>key</i> |       |            | ✓    | ✓       |      |
| Environment Variable       | n/a             |       |            |      |         |      |
| Configuration File Keyword | n/a             |       |            |      |         |      |

### Value

*key* is the name of the key used to encrypt the command file.

### Command Usage

The ENCRYPTION\_KEY option is a [COMMAND FILE](#) option.

COMMAND FILE options are associated with program execution, not commands. They are used to specify a file as a source of configuration options used for a command execution.

ENDPOINT - UPPS configuration option

### Description

The ENDPOINT option specifies the Web Service endpoint for the PROCESSREQUEST service.

### Usage

| Method                     | Syntax                        | IBM i | HP NonStop | UNIX | Windows | z/OS |
|----------------------------|-------------------------------|-------|------------|------|---------|------|
| Command Line, Short Form   | n/a                           |       |            |      |         |      |
| Command Line, Long Form    | -psendpoint <i>URL</i>        |       |            | ✓    | ✓       |      |
| Environment Variable       | UPPSENDPOINT <i>URL</i>       |       |            | ✓    | ✓       |      |
| Configuration File Keyword | peoplesoftendpoint <i>URL</i> |       |            | ✓    | ✓       |      |

### Value

*URL* is the web address of a PeopleSoft application server.

### Example

-psendpoint [https://qapsft.stone.branch:8443/PSIGW/PeopleSoftServiceListeningConnector/PSFT\\_HR](https://qapsft.stone.branch:8443/PSIGW/PeopleSoftServiceListeningConnector/PSFT_HR)

### Command Usage

The ENDPOINT option is a [HOST](#) option.

HOST options are associated with program execution, not commands. They are required to establish a connection with a PeopleSoft system.

FILE\_NAME - UPPS configuration option

### Description

The FILE\_NAME option specifies the file name of a plain text command file.

If FILE\_NAME does not specify a file name, the command file is read from stdin.



#### Note

If both the FILE\_NAME and [ENCRYPT\\_FILE](#) options are used, ENCRYPT\_FILE is ignored.

### Usage

| Method | Syntax | IBM i | HP NonStop | UNIX | Windows | z/OS |
|--------|--------|-------|------------|------|---------|------|
|--------|--------|-------|------------|------|---------|------|

|                            |                       |  |  |   |   |  |
|----------------------------|-----------------------|--|--|---|---|--|
| Command Line, Short Form   | -f <i>name</i>        |  |  | ✓ | ✓ |  |
| Command Line, Long Form    | -file <i>name</i>     |  |  | ✓ | ✓ |  |
| Environment Variable       | UPPSFILE= <i>name</i> |  |  | ✓ | ✓ |  |
| Configuration File Keyword | n/a                   |  |  |   |   |  |

### Value

*name* is the name of the plain text command file.

### Command Usage

The FILE\_NAME option is a [COMMAND FILE](#) option.

COMMAND FILE options are associated with program execution, not commands. They are used to specify a file as a source of configuration options used for a command execution.

FILTER\_UNIT - UPPS configuration option

### Description

The FILTER\_UNIT option specifies the unit used to interpret [FILTER\\_VALUE](#) configuration option to provide a time range for filtering requests.

### Usage

| Method                     | Syntax                      | IBM i | HP NonStop | UNIX | Windows | z/OS |
|----------------------------|-----------------------------|-------|------------|------|---------|------|
| Command Line, Short Form   | n/a                         |       |            |      |         |      |
| Command Line, Long Form    | -filterunit <i>unit</i>     |       |            | ✓    | ✓       |      |
| Environment Variable       | UPPSFILTERUNIT= <i>unit</i> |       |            | ✓    | ✓       |      |
| Configuration File Keyword | filterunit <i>unit</i>      |       |            | ✓    | ✓       |      |

### Value

*unit* is the integer value that will be interpreted in [FILTER\\_VALUE](#) configuration option units to provide a time range for filtering requests.

Valid values:

- All: Requests will not be filtered by date.
- Days: Specifies a time range filter for the last [FILTER\\_VALUE](#) days.
- Hours: Specifies a time range filter for the last [FILTER\\_VALUE](#) hours.
- Minutes: Specifies a time range filter for the last [FILTER\\_VALUE](#) minutes.

### Command Usage

The FILTER\_UNIT option is used in the following Universal Connector for PeopleSoft command:

- [DISPLAY REQUESTS](#)

FILTER\_VALUE - UPPS configuration option

### Description

The FILTER\_VALUE option specifies an integer value that will be interpreted in [FILTER\\_UNIT](#) configuration option units to provide a time range for filtering requests.

### Usage

| Method                   | Syntax                    | IBM i | HP NonStop | UNIX | Windows | z/OS |
|--------------------------|---------------------------|-------|------------|------|---------|------|
| Command Line, Short Form | n/a                       |       |            |      |         |      |
| Command Line, Long Form  | -filtervalue <i>value</i> |       |            |      |         |      |

|                            |                              |  |  |   |   |  |
|----------------------------|------------------------------|--|--|---|---|--|
|                            |                              |  |  | ✓ | ✓ |  |
| Environment Variable       | UPPSFILTERVALUE= <i>code</i> |  |  | ✓ | ✓ |  |
| Configuration File Keyword | filtervalue <i>value</i>     |  |  | ✓ | ✓ |  |

### Value

*value* is the integer value that will be interpreted in [FILTER\\_UNIT](#) configuration option units to provide a time range for filtering requests.

### Command Usage

The FILTER\_VALUE option is used in the following Universal Connector for PeopleSoft command:

- [DISPLAY REQUESTS](#)

FROM\_DATE - UPPS configuration option

### Description

The FROM\_DATE option specifies an explicit **from** date in the form of yyyy-mm-dd.

### Usage

| Method                     | Syntax                    | IBM i | HP NonStop | UNIX | Windows | z/OS |
|----------------------------|---------------------------|-------|------------|------|---------|------|
| Command Line, Short Form   | n/a                       |       |            |      |         |      |
| Command Line, Long Form    | -fromdate <i>date</i>     |       |            | ✓    | ✓       | ✓    |
| Environment Variable       | UPPSFROMDATE= <i>date</i> |       |            | ✓    | ✓       |      |
| Configuration File Keyword | n/a                       |       |            |      |         |      |

### Value

*date* is the earliest date to use for job selection or syslog request.

The format of *date* is:

YYYY/MM/DD

### Command Usage

The FROM\_DATE option is used in the following Universal Connector for PeopleSoft commands:

- [DISPLAY REQUESTS](#)

HELP - UPPS configuration option

### Description

The HELP option displays a description of the Universal Connector for PeopleSoft command line options and their format.

### Usage

| Method                     | Syntax | IBM i | HP NonStop | UNIX | Windows | z/OS |
|----------------------------|--------|-------|------------|------|---------|------|
| Command Line, Short Form   | -h     |       |            | ✓    | ✓       |      |
| Command Line, Long Form    | -help  |       |            | ✓    | ✓       |      |
| Environment Variable       | n/a    |       |            |      |         |      |
| Configuration File Keyword | n/a    |       |            |      |         |      |

### Value

(There are no values required for this option.)

### Command Usage

The HELP option is an [INFORMATIONAL](#) option.

INFORMATIONAL options are associated with program execution, not commands. They request information pertaining to the UPPS program.

HOST - UPPS configuration option

### Description

The HOST option specifies the host name of a PeopleSoft application server.

HOST, in conjunction with the [PORT](#) option, is used to define a connection to a PeopleSoft system.

### Usage

| Method                     | Syntax                   | IBM i | HP NonStop | UNIX | Windows | z/OS |
|----------------------------|--------------------------|-------|------------|------|---------|------|
| Command Line, Short Form   | <i>i host</i>            |       |            |      |         |      |
| Command Line, Long Form    | <i>-host hostname</i>    |       |            | ✓    | ✓       |      |
| Environment Variable       | <i>UPPSHOST=hostname</i> |       |            | ✓    | ✓       |      |
| Configuration File Keyword | <i>host hostname</i>     |       |            | ✓    | ✓       |      |

### Value

*hostname* is the host name of a PeopleSoft application server.

### Example

```
-host " qapsft.stone.branch "
```

#### Note

The space following the opening quotation mark for the `-host` value is required for Universal Connector for PeopleSoft to properly parse a typical `-host` value.

### Command Usage

The HOST option is a [HOST](#) option.

HOST options are associated with program execution, not commands. They are required to establish a connection with a PeopleSoft system.

INSTALLATION\_DIRECTORY - UPPS configuration option

### Description

The INSTALLATION\_DIRECTORY option specifies the location in which Universal Connector for PeopleSoft is installed.

### Usage

| Method                     | Syntax                                  | IBM i | HP NonStop | UNIX | Windows | z/OS |
|----------------------------|-----------------------------------------|-------|------------|------|---------|------|
| Command Line, Short Form   | n/a                                     |       |            |      |         |      |
| Command Line, Long Form    | n/a                                     |       |            |      |         |      |
| Environment Variable       | n/a                                     |       |            |      |         |      |
| Configuration File Keyword | <i>installation_directory directory</i> |       |            | ✓    | ✓       |      |

### Values

*directory* is the path name for the Universal Connector for PeopleSoft installation file.

## Defaults

|                               |                                   |
|-------------------------------|-----------------------------------|
| <b>UNIX</b>                   | /opt/universal/upps               |
| <b>Windows 64-bit install</b> | C:\Program Files\Universal\UagSrv |

### Command Usage

The INSTALLATION\_DIRECTORY option is an [INSTALLATION](#) option.

INSTALLATION options are associated with program execution, not commands. They are required for product installation.

ITEM\_INSTANCE - UPPS configuration option

### Description

The ITEM\_INSTANCE option specifies the instance number of a scheduled job or jobset.

### Usage

| Method                     | Syntax                          | IBM i | HP NonStop | UNIX | Windows | z/OS |
|----------------------------|---------------------------------|-------|------------|------|---------|------|
| Command Line, Short Form   | n/a                             |       |            |      |         |      |
| Command Line, Long Form    | -iteminstance <i>number</i>     |       |            | ✓    | ✓       |      |
| Environment Variable       | UPPSITEMINSTANCE= <i>number</i> |       |            | ✓    | ✓       |      |
| Configuration File Keyword | iteminstance <i>number</i>      |       |            | ✓    | ✓       |      |

### Value

*number* is the instance number of the scheduled job or jobset.

### Command Usage

The ITEM\_INSTANCE option is used in the following Universal Connector for PeopleSoft commands:

- [DISPLAY PRCS PRINT JOB REQUEST REPORT](#)

JOB\_NAME - UPPS configuration option

### Description

The JOB\_NAME option specifies the name of the job being referenced by a command.

### Usage

| Method                     | Syntax                      | IBM i | HP NonStop | UNIX | Windows | z/OS |
|----------------------------|-----------------------------|-------|------------|------|---------|------|
| Command Line, Short Form   | n/a                         |       |            |      |         |      |
| Command Line, Long Form    | -JobName <i>name</i>        |       |            | ✓    | ✓       |      |
| Environment Variable       | UPPS_JOBNAME= <i>option</i> |       |            | ✓    | ✓       |      |
| Configuration File Keyword | n/a                         |       |            |      |         |      |

### Value

*name* is the job name being referenced by the command.

### Command Usage

The JOB\_NAME option is used in the following Universal Connector for PeopleSoft commands:

- [DISPLAY PRCS PARAMS](#)
- [DISPLAY PRCS PRINT JOB HTML REPORT](#)
- [SUBMIT PROCESS](#)

LANGUAGE\_CODE - UPPS configuration option

### Description

The LANGUAGE\_CODE option specifies filter requests by language code.

### Usage

| Method                     | Syntax                    | IBM i | HP NonStop | UNIX | Windows | z/OS |
|----------------------------|---------------------------|-------|------------|------|---------|------|
| Command Line, Short Form   | n/a                       |       |            |      |         |      |
| Command Line, Long Form    | -langcode <i>code</i>     |       |            | ✓    | ✓       |      |
| Environment Variable       | UPPSLANGCODE= <i>code</i> |       |            | ✓    | ✓       |      |
| Configuration File Keyword | langcode <i>code</i>      |       |            | ✓    | ✓       |      |

### Value

*code* is the language code by which you want to filter requests.

### Command Usage

The LANGUAGE\_CODE option is used in the following Universal Connector for PeopleSoft commands:

- [DISPLAY OUTPUT FORMATS](#)
- [DISPLAY OUTPUT TYPES](#)
- [DISPLAY REQUESTS](#)

MAIN\_JOB\_NAME - UPPS configuration option

### Description

The MAIN\_JOB\_NAME option specifies the name of the job within the jobset schedule.

### Usage

| Method                     | Syntax                       | IBM i | HP NonStop | UNIX | Windows | z/OS |
|----------------------------|------------------------------|-------|------------|------|---------|------|
| Command Line, Short Form   | n/a                          |       |            |      |         |      |
| Command Line, Long Form    | -mainjobname <i>name</i>     |       |            | ✓    | ✓       |      |
| Environment Variable       | UPPSMAINJOBNAME= <i>name</i> |       |            | ✓    | ✓       |      |
| Configuration File Keyword | mainjobname <i>name</i>      |       |            | ✓    | ✓       |      |

### Value

*name* is the name of the job within the jobset schedule.

### Command Usage

The MAIN\_JOB\_NAME option is used in the following Universal Connector for PeopleSoft commands:

- [DISPLAY PRCS PRINT SCHED HTML REPORT](#)

MAIN\_SCHED\_NAME - UPPS configuration option

### Description

The MAIN\_SCHED\_NAME option specifies the name of the jobset schedule.

## Usage

| Method                     | Syntax                         | IBM i | HP NonStop | UNIX | Windows | z/OS |
|----------------------------|--------------------------------|-------|------------|------|---------|------|
| Command Line, Short Form   | n/a                            |       |            |      |         |      |
| Command Line, Long Form    | -mainschedname <i>name</i>     |       |            | ✓    | ✓       |      |
| Environment Variable       | UPPSMAINSCHEDNAME= <i>name</i> |       |            | ✓    | ✓       |      |
| Configuration File Keyword | mainschedname <i>name</i>      |       |            | ✓    | ✓       |      |

## Value

*name* is the name of the jobset schedule.

## Command Usage

The MAIN\_SCHED\_NAME option is used in the following Universal Connector for PeopleSoft commands:

- [DISPLAY PRCS PRINT SCHED HTML REPORT](#)


MAX\_SSL\_PROTOCOL - UPPS configuration option

## Description

The MAX\_SSL\_PROTOCOL option specifies the maximum SSL/TLS protocol level that will be negotiated and used to secure a session with the PeopleSoft server.

## Usage

| Method                     | Syntax                           | IBM i | HP NonStop | UNIX | Windows | z/OS |
|----------------------------|----------------------------------|-------|------------|------|---------|------|
| Command Line, Short Form   | n/a                              |       |            |      |         |      |
| Command Line, Long Form    | -max_ssl_protocol <i>option</i>  |       |            | ✓    | ✓       |      |
| Environment Variable       | UPPSMAXSSLPROTOCOL <i>option</i> |       |            | ✓    | ✓       |      |
| Configuration File Keyword | max_ssl_protocol <i>option</i>   |       |            | ✓    | ✓       |      |

 This option is NOT currently supported on HP-UX and z/OS

## Values

*option* is the specification for the maximum SSL/TLS protocol level that will be supported.

- **TLS1\_2**  
Maximum SSL/TLS protocol is TLS 1.2.
- **TLS1\_3**  
Maximum SSL/TLS protocol is TLS 1.3.

## Default is TLS1\_2.

MESSAGE\_LANGUAGE - UPPS configuration option

## Description

The MESSAGE\_LANGUAGE option specifies the language in which messages are written.

## Usage

| Method                   | Syntax             | IBM i | HP NonStop | UNIX | Windows | z/OS |
|--------------------------|--------------------|-------|------------|------|---------|------|
| Command Line, Short Form | -L <i>language</i> |       |            | ✓    | ✓       |      |



|                            |                           |  |  |   |   |  |
|----------------------------|---------------------------|--|--|---|---|--|
| Command Line, Long Form    | -lang <i>language</i>     |  |  | ✓ | ✓ |  |
| Environment Variable       | UPPSLANG= <i>language</i> |  |  | ✓ | ✓ |  |
| Configuration File Keyword | language <i>language</i>  |  |  | ✓ | ✓ |  |

### Value

*language* is the language in which messages are written.

The first three characters of the language are used as a three-character suffix to form the name of a Universal Message Catalog (UMC) file. UMC files are in the **nls** product directory.

**Default is ENGLISH.**

### Command Usage

The MESSAGE\_LANGUAGE option is a **MESSAGE** option.

MESSAGE options are associated with program execution, not commands. They specify different characteristics of **upps** messages.

MESSAGE\_LEVEL - UPPS configuration option

### Description

The MESSAGE\_LEVEL option specifies level of messages to write.

### Usage

| Method                     | Syntax                     | IBM i | HP NonStop | UNIX | Windows | z/OS |
|----------------------------|----------------------------|-------|------------|------|---------|------|
| Command Line, Short Form   | -l <i>level</i>            |       |            | ✓    | ✓       |      |
| Command Line, Long Form    | -level <i>level</i>        |       |            | ✓    | ✓       |      |
| Environment Variable       | UPPSLEVEL= <i>level</i>    |       |            | ✓    | ✓       |      |
| Configuration File Keyword | message_level <i>level</i> |       |            | ✓    | ✓       |      |

### Value

*level* is the level of messages to write.

Valid values for level are:

- **trace**  
Activates tracing and generates a trace file to which UPPS writes trace messages used for debugging.



#### Note

Use **trace** only as directed by Stonebranch, Inc. Customer Support.

- **audit**  
Issues audit, informational, warning, and error messages.
- **info**  
Issues informational, warning, and error messages.
- **warn**  
Issues warning and error messages.
- **error**  
Issues error messages only.

### Default

|             |                          |
|-------------|--------------------------|
| <b>UNIX</b> | Default is <b>warn</b> . |
|-------------|--------------------------|

**Windows** Default is **warn.**

### Command Usage

The MESSAGE\_LEVEL option is a [MESSAGE](#) option.

MESSAGE options are associated with program execution, not commands. They specify different characteristics of **upps** messages.

MIN\_SSL\_PROTOCOL - UPPS configuration option

### Description

The MIN\_SSL\_PROTOCOL option specifies the minimum SSL/TLS protocol level that will be negotiated and used to secure a session with the PeopleSoft server.

### Usage

| Method                     | Syntax                           | IBM i | HP NonStop | UNIX | Windows | z/OS |
|----------------------------|----------------------------------|-------|------------|------|---------|------|
| Command Line, Short Form   | n/a                              |       |            |      |         |      |
| Command Line, Long Form    | -min_ssl_protocol <i>option</i>  |       |            | ✓    | ✓       |      |
| Environment Variable       | UPPSMINSSLPROTOCOL <i>option</i> |       |            | ✓    | ✓       |      |
| Configuration File Keyword | min_ssl_protocol <i>option</i>   |       |            | ✓    | ✓       |      |

### Values

*option* is the specification for the minimum SSL/TLS protocol level that will be supported.

- **TLS1\_0**  
Minimum SSL/TLS protocol is TLS 1.0.
- **TLS1\_2**  
Minimum SSL/TLS protocol is TLS 1.2.
- **TLS1\_3**

⚠️ TLS 1.3 is NOT currently supported on HP-UX

Minimum SSL/TLS protocol is TLS 1.3.

### Default is TLS1\_2.

OPERATOR\_ID - UPPS configuration option

### Description

The OPERATOR\_ID option specifies filter requests by this operator ID.

### Usage

| Method                     | Syntax                    | IBM i | HP NonStop | UNIX | Windows | z/OS |
|----------------------------|---------------------------|-------|------------|------|---------|------|
| Command Line, Short Form   | n/a                       |       |            |      |         |      |
| Command Line, Long Form    | -operatorid <i>ID</i>     |       |            | ✓    | ✓       |      |
| Environment Variable       | UPPSOPERATORID= <i>ID</i> |       |            | ✓    | ✓       |      |
| Configuration File Keyword | operatorid <i>ID</i>      |       |            | ✓    | ✓       |      |

### Value

*ID* is the operator ID by which you want to filter requests.

### Command Usage

The OPERATOR\_ID option is used in the following Universal Connector for PeopleSoft command:

- [DISPLAY REQUESTS](#)

OUTPUT\_DESTINATION\_FORMAT - UPPS configuration option

### Description

The OUTPUT\_DESTINATION\_FORMAT option specifies an override of the default output format for the submitted process.

### Usage

| Method                     | Syntax                                      | IBM i | HP NonStop | UNIX | Windows | z/OS |
|----------------------------|---------------------------------------------|-------|------------|------|---------|------|
| Command Line, Short Form   | n/a                                         |       |            |      |         |      |
| Command Line, Long Form    | -OutputDestinationFormat <i>format</i>      |       |            | ✓    | ✓       |      |
| Environment Variable       | UPPS_OUTPUTDESTINATIONFORMAT= <i>option</i> |       |            | ✓    | ✓       |      |
| Configuration File Keyword | n/a                                         |       |            |      |         |      |

### Value

*format* is the output format for a submitted process.

For valid values, refer to Oracle documentation for the PeopleSoft Process Scheduler.

One valuable reference can be found here:

[https://docs.oracle.com/cd/E91187\\_01/pt855pbr2/eng/pt/tpsr/task\\_SchedulingProcessRequests-c07170.html#uba875df3-64ee-4123-b1bf-64a25a86c9d2](https://docs.oracle.com/cd/E91187_01/pt855pbr2/eng/pt/tpsr/task_SchedulingProcessRequests-c07170.html#uba875df3-64ee-4123-b1bf-64a25a86c9d2)

Refer to section Selecting Output Types and Formats for relevant information.

### Command Usage

The OUTPUT\_DESTINATION\_FORMAT option is used in the following Universal Connector for PeopleSoft commands:

- [SUBMIT PROCESS](#)

OUTPUT\_DESTINATION\_STRING - UPPS configuration option

### Description

The OUTPUT\_DESTINATION\_STRING option specifies an override for the file path or printer destination for the output, if the output type for a submitted process is File or Printer.

### Usage

| Method                     | Syntax                                      | IBM i | HP NonStop | UNIX | Windows | z/OS |
|----------------------------|---------------------------------------------|-------|------------|------|---------|------|
| Command Line, Short Form   | n/a                                         |       |            |      |         |      |
| Command Line, Long Form    | -OutputDestinationString <i>string</i>      |       |            | ✓    | ✓       |      |
| Environment Variable       | UPPS_OUTPUTDESTINATIONSTRING= <i>string</i> |       |            | ✓    | ✓       |      |
| Configuration File Keyword | n/a                                         |       |            | ✓    | ✓       |      |

### Value

*string* is the file path or printer destination for the output.

### Command Usage

The OUTPUT\_DESTINATION\_STRING option is used in the following Universal Connector for PeopleSoft commands:

- [SUBMIT PROCESS](#)

OUTPUT\_DESTINATION\_TYPE - UPPS configuration option

### Description

The OUTPUT\_DESTINATION\_TYPE option specifies the type of output for a submitted process.

### Usage

| Method                     | Syntax                                  | IBM i | HP NonStop | UNIX | Windows | z/OS |
|----------------------------|-----------------------------------------|-------|------------|------|---------|------|
| Command Line, Short Form   | n/a                                     |       |            |      |         |      |
| Command Line, Long Form    | -OutputDestinationType <i>type</i>      |       |            | ✓    | ✓       |      |
| Environment Variable       | UPPS_OUTPUTDESTINATIONTYPE= <i>type</i> |       |            | ✓    | ✓       |      |
| Configuration File Keyword | n/a                                     |       |            |      |         |      |

### Value

*type* is the output type for a submitted process.

Valid values can be obtained by using the [DISPLAY OUTPUT TYPES](#) command.

### Command Usage

The OUTPUT\_DESTINATION\_TYPE option is used in the following Universal Connector for PeopleSoft commands:

- [DISPLAY OUTPUT FORMATS](#)
- [SUBMIT PROCESS](#)

OUTPUT\_FORMAT - UPPS configuration option

### Description

The OUTPUT\_FORMAT option specifies the format of the output from a PeopleSoft process.

### Usage

| Method                     | Syntax                    | IBM i | HP NonStop | UNIX | Windows | z/OS |
|----------------------------|---------------------------|-------|------------|------|---------|------|
| Command Line, Short Form   | n/a                       |       |            |      |         |      |
| Command Line, Long Form    | -outfmt <i>format</i>     |       |            | ✓    | ✓       |      |
| Environment Variable       | UPPSOUTFMT= <i>format</i> |       |            | ✓    | ✓       |      |
| Configuration File Keyword | outfmt <i>format</i>      |       |            | ✓    | ✓       |      |

### Value

*format* is the format of the output from a PeopleSoft process.

Valid values for *format* are:

- **test**  
Output will be formatted for human consumption.
- **xml**  
Output will be formatted as XML.

### Command Usage

The OUTPUT\_FORMAT option is used in the following Universal Connector commands:

- [DISPLAY PRCS GET REPORT](#)
- [DISPLAY PRCS GET REQUEST](#)

- [DISPLAY PRCS GET SERVER CONSTRAINTS](#)
- [DISPLAY OUTPUT FORMATS](#)
- [DISPLAY OUTPUT TYPES](#)
- [DISPLAY PRCS PRINT JOB REQUEST REPORT](#)
- [DISPLAY PRCS PROMPT](#)
- [DISPLAY PROCESS NAMES](#)

PASSWORD - UPPS configuration option

### Description

The PASSWORD option specifies the password for the PeopleSoft user ID.

If the password is not specified and the command is executed from a console, Universal Connector for PeopleSoft prompts for a password.

### Usage

| Method                     | Syntax                         | IBM i | HP NonStop | UNIX | Windows | z/OS |
|----------------------------|--------------------------------|-------|------------|------|---------|------|
| Command Line, Short Form   | <code>-w password</code>       |       |            | ✓    | ✓       |      |
| Command Line, Long Form    | <code>-pwd password</code>     |       |            | ✓    | ✓       |      |
| Environment Variable       | <code>UPPSPWD=password</code>  |       |            | ✓    | ✓       |      |
| Configuration File Keyword | <code>password password</code> |       |            | ✓    | ✓       |      |

### Value

*password* is the password for the PeopleSoft user ID.

### Command Usage

The PASSWORD option is a [USER](#) option.

USER options are associated with program execution, not commands. They are required to establish an RFC connection to a PeopleSoft system.

PLF\_DIRECTORY - UPPS configuration option

### Description

The PLF\_DIRECTORY option specifies the Program Lock File (PLF) directory where the program lock files are located.

A program lock file is created and used by the UPPS process to store manager process termination information for the Universal Broker.

### Usage

| Method                     | Syntax                                  | IBM i | HP NonStop | UNIX | Windows | z/OS |
|----------------------------|-----------------------------------------|-------|------------|------|---------|------|
| Command Line, Short Form   | n/a                                     |       |            |      |         |      |
| Command Line, Long Form    | <code>-plf_directory directory</code>   |       |            | ✓    |         |      |
| Environment Variable       | <code>UPPSPLFDIRECTORY=directory</code> |       |            | ✓    |         |      |
| Configuration File Keyword | n/a                                     |       |            |      |         |      |

### Values

*directory* is the name of the PLF directory.

**Default is=** `/var/opt/universal/tmp`.

### Command Usage

The PLF\_DIRECTORY option is a [LOCAL](#) option.

LOCAL options are associated with program execution, not commands. They are required for local broker registration.

## POLL - UPPS configuration option

### Description

The POLL option specifies the length of time to wait between status calls to the PeopleSoft system.

### Usage

| Method                     | Syntax                   | IBM i | HP NonStop | UNIX | Windows | z/OS |
|----------------------------|--------------------------|-------|------------|------|---------|------|
| Command Line, Short Form   | n/a                      |       |            |      |         |      |
| Command Line, Long Form    | -poll <i>seconds</i>     |       |            | ✓    | ✓       |      |
| Environment Variable       | UPPSPOLL= <i>seconds</i> |       |            | ✓    | ✓       |      |
| Configuration File Keyword | poll <i>seconds</i>      |       |            | ✓    | ✓       |      |

### Value

*seconds* is the length of time to wait between status calls to the PeopleSoft system.

**Default is 10.**

### Command Usage

The POLL option is used in the following Universal Connector for PeopleSoft commands:

- [SUBMIT PROCESS](#)

## PORT - UPPS configuration option

### Description

The PORT option specifies the port number for the PeopleSoft application server. .

PORT, in conjunction with the [HOST](#) option, is used to define a connection to a PeopleSoft system.

### Usage

| Method                     | Syntax                 | IBM i | HP NonStop | UNIX | Windows | z/OS |
|----------------------------|------------------------|-------|------------|------|---------|------|
| Command Line, Short Form   | n/a                    |       |            |      |         |      |
| Command Line, Long Form    | -port_number_          |       |            | ✓    | ✓       |      |
| Environment Variable       | UPPSPORT <i>number</i> |       |            | ✓    | ✓       |      |
| Configuration File Keyword | port <i>number</i>     |       |            | ✓    | ✓       |      |

### Value

*number* is the port number for a PeopleSoft application server.

### Example

-port 123

### Command Usage

The PORT option is a [HOST](#) option.

HOST options are associated with program execution, not commands. They are required to establish a connection with a PeopleSoft system.

## PRINT\_APPLICATION\_MESSAGE - UPPS configuration option

### Description

The PRINT\_APPLICATION\_MESSAGE option controls whether or not the application messages for the monitored processes are included in the Job Report.

**Note**

If PRINT\_APPLICATION\_MESSAGE, PRINT\_DISTRIBUTION\_LIST, PRINT\_JOB\_TREE, PRINT\_PARAMETER\_LIST, AND PRINT\_SYSTEM\_MESSAGE all are set to **no**, the Job Report is not printed.

**Usage**

| Method                     | Syntax                                     | IBM i | HP NonStop | UNIX | Windows | z/OS |
|----------------------------|--------------------------------------------|-------|------------|------|---------|------|
| Command Line, Short Form   | n/a                                        |       |            |      |         |      |
| Command Line, Long Form    | -printapplicationmessage <i>option</i>     |       |            | ✓    | ✓       |      |
| Environment Variable       | UPPSPRINTAPPLICATIONMESSAGE= <i>option</i> |       |            | ✓    | ✓       |      |
| Configuration File Keyword | printapplicationmessage <i>option</i>      |       |            | ✓    | ✓       |      |

**Value**

*option* is the specification for whether or not the application messages for the monitored processes are included in the Job Report.

Valid values:

- **yes**  
The messages are included in the Job Report.
- **no**  
The messages are not included in the Job Report.

**Command Usage**

The PRINT\_SYSTEM\_MESSAGE option is used in the following Universal Connector for PeopleSoft commands:

- [DISPLAY PRCS PRINT JOB REQUEST REPORT](#)
- [SUBMIT PROCESS](#)

PRINT\_DISTRIBUTION\_LIST - UPPS configuration option

**Description**

The PRINT\_DISTRIBUTION\_LIST option controls whether or not the report-recipient distribution list is included in the Job Report.

**Note**

If PRINT\_APPLICATION\_MESSAGE, PRINT\_DISTRIBUTION\_LIST, PRINT\_JOB\_TREE, PRINT\_PARAMETER\_LIST, AND PRINT\_SYSTEM\_MESSAGE all are set to **no**, the Job Report is not printed.

**Usage**

| Method                     | Syntax                           | IBM i | HP NonStop | UNIX | Windows | z/OS |
|----------------------------|----------------------------------|-------|------------|------|---------|------|
| Command Line, Short Form   | n/a                              |       |            |      |         |      |
| Command Line, Long Form    | -printdistlist <i>option</i>     |       |            | ✓    | ✓       |      |
| Environment Variable       | UPPSPRINTDISTLIST= <i>option</i> |       |            | ✓    | ✓       |      |
| Configuration File Keyword | printdistlist <i>option</i>      |       |            | ✓    | ✓       |      |

**Value**

*option* is the specification for whether or not the report-recipient distribution list is included in the Job Report.

Valid values:

- **yes**  
Job distribution list is included in the Job Report.
- **no**  
Job distribution list is not included in the Job Report.

### Command Usage

The PRINT\_DISTRIBUTION\_LIST option is used in the following Universal Connector for PeopleSoft commands:

- [DISPLAY PRCS PRINT JOB REQUEST REPORT](#)
- [SUBMIT PROCESS](#)

PRINT\_JOB\_TREE - UPPS configuration option

### Description

The PRINT\_JOB\_TREE option controls whether or not the job tree is included in the Job Report.



#### Note

If PRINT\_APPLICATION\_MESSAGE, PRINT\_DISTRIBUTION\_LIST, PRINT\_JOB\_TREE, PRINT\_PARAMETER\_LIST, AND PRINT\_SYSTEM\_MESSAGE all are set to **no**, the Job Report is not printed.

### Usage

| Method                     | Syntax                          | IBM i | HP NonStop | UNIX | Windows | z/OS |
|----------------------------|---------------------------------|-------|------------|------|---------|------|
| Command Line, Short Form   | n/a                             |       |            |      |         |      |
| Command Line, Long Form    | -printjobtree <i>option</i>     |       |            | ✓    | ✓       |      |
| Environment Variable       | UPPSPRINTJOBTREE= <i>option</i> |       |            | ✓    | ✓       |      |
| Configuration File Keyword | printjobtree <i>option</i>      |       |            | ✓    | ✓       |      |

### Value

*option* is the specification for whether or not the job tree is included in the Job Report.

Valid values:

- **yes**  
Job tree is included in the Job Report.
- **no**  
Job tree is not included in the Job Report.

### Command Usage

The PRINT\_JOB\_TREE option is used in the following Universal Connector for PeopleSoft commands:

- [DISPLAY PRCS PRINT JOB REQUEST REPORT](#)
- [SUBMIT PROCESS](#)

PRINT\_MESSAGE\_LIST - UPPS configuration option

### Description

The PRINT\_MESSAGE\_LIST option specifies whether or not the messages that will be emailed upon completion of a job item are included in the report.

### Usage

| Method | Syntax | IBM i | HP NonStop | UNIX | Windows | z/OS |
|--------|--------|-------|------------|------|---------|------|
|        |        |       |            |      |         |      |



|                            |                                     |  |  |   |   |  |
|----------------------------|-------------------------------------|--|--|---|---|--|
| Command Line, Short Form   | n/a                                 |  |  |   |   |  |
| Command Line, Long Form    | -printmessagelist <i>option</i>     |  |  | ✓ | ✓ |  |
| Environment Variable       | UPPSPRINTMESSAGELIST= <i>option</i> |  |  | ✓ | ✓ |  |
| Configuration File Keyword | printmessagelist <i>option</i>      |  |  | ✓ | ✓ |  |

### Value

*option* is the specification for whether or not the messages that will be emailed upon completion of a job item are included in the report.

Valid values:

- **yes**  
Messages are included in the report.
- **no**  
Messages are not included in the report.

### Command Usage

The PRINT\_MESSAGE\_LIST option is used in the following Universal Connector for PeopleSoft commands:

- [DISPLAY PRCS PRINT SCHED HTML REPORT](#)  
PRINT\_NOTIFY\_LIST - UPPS configuration option

### Description

The PRINT\_NOTIFY\_LIST option specifies whether or not the job notify list is included in the report.

### Usage

| Method                     | Syntax                             | IBM i | HP NonStop | UNIX | Windows | z/OS |
|----------------------------|------------------------------------|-------|------------|------|---------|------|
| Command Line, Short Form   | n/a                                |       |            |      |         |      |
| Command Line, Long Form    | -printnotifylist <i>option</i>     |       |            | ✓    | ✓       |      |
| Environment Variable       | UPPSPRINTNOTIFYLIST= <i>option</i> |       |            | ✓    | ✓       |      |
| Configuration File Keyword | printnotifylist <i>option</i>      |       |            | ✓    | ✓       |      |

### Value

*option* is the specification for whether or not the notify list is included in the report

Valid values:

- **yes**  
Job notify list is included in the report.
- **no**  
Job notify list is not included in the report.

### Command Usage

The PRINT\_NOTIFY\_LIST option is used in the following Universal Connector for PeopleSoft commands:

- [DISPLAY PRCS PRINT SCHED HTML REPORT](#)  
PRINT\_PARAMETER\_LIST - UPPS configuration option

### Description

The PRINT\_PARAMETER\_LIST option controls whether or not the parameter list job items are included in the Job Report.



**Note**

If PRINT\_APPLICATION\_MESSAGE, PRINT\_DISTRIBUTION\_LIST, PRINT\_JOB\_TREE, PRINT\_PARAMETER\_LIST, AND PRINT\_SYSTEM\_MESSAGE all are set to **no**, the Job Report is not printed.

### Usage

| Method                     | Syntax                            | IBM i | HP NonStop | UNIX | Windows | z/OS |
|----------------------------|-----------------------------------|-------|------------|------|---------|------|
| Command Line, Short Form   | n/a                               |       |            |      |         |      |
| Command Line, Long Form    | -printparamlist <i>option</i>     |       |            | ✓    | ✓       |      |
| Environment Variable       | UPPSPRINTPARAMLIST= <i>option</i> |       |            | ✓    | ✓       |      |
| Configuration File Keyword | printparamlist <i>option</i>      |       |            | ✓    | ✓       |      |

### Value

*option* is the specification for whether or not the parameter list job items are included in the Job Report.

Valid values:

- **yes**  
The parameter list is included in the Job Report.
- **no**  
The parameter list is not included in the Job Report.

### Command Usage

The PRINT\_PARAMETER\_LIST option is used in the following Universal Connector for PeopleSoft commands:

- [DISPLAY PRCS PRINT JOB REQUEST REPORT](#)
- [DISPLAY PRCS PRINT SCHED HTML REPORT](#)
- [SUBMIT PROCESS](#)

PRINT\_SYSTEM\_MESSAGE - UPPS configuration option

### Description

The PRINT\_SYSTEM\_MESSAGE option controls whether or not to print the system messages for the monitored processes are included in the Job Report.

### Note

If PRINT\_APPLICATION\_MESSAGE, PRINT\_DISTRIBUTION\_LIST, PRINT\_JOB\_TREE, PRINT\_PARAMETER\_LIST, AND PRINT\_SYSTEM\_MESSAGE all are set to **no**, the Job Report is not printed.

### Usage

| Method                     | Syntax                                | IBM i | HP NonStop | UNIX | Windows | z/OS |
|----------------------------|---------------------------------------|-------|------------|------|---------|------|
| Command Line, Short Form   | n/a                                   |       |            |      |         |      |
| Command Line, Long Form    | -printsystemmessage <i>option</i>     |       |            | ✓    | ✓       |      |
| Environment Variable       | UPPSPRINTSYSTEMMESSAGE= <i>option</i> |       |            | ✓    | ✓       |      |
| Configuration File Keyword | printsystemmessage <i>option</i>      |       |            | ✓    | ✓       |      |

### Value

*option* is the specification for whether or not to print the system messages for the monitored processes are included in the Job Report.

Valid values:

- **yes**  
The messages are included in the Job Report.

- **no**  
The messages are not included in the Job Report.

### Command Usage

The PRINT\_SYSTEM\_MESSAGE option is used in the following Universal Connector for PeopleSoft commands:

- [DISPLAY PRCS PRINT JOB REQUEST REPORT](#)
- [SUBMIT PROCESS](#)

PRIVATE\_KEY - UPPS configuration option

### Description

The PRIVATE\_KEY option specifies the location of the PEM-formatted RSA private key that corresponds to the X.509 certificates specified by the [CERTIFICATE](#) option.

**Note**  
PRIVATE\_KEY is required only if a certificate is specified by [CERTIFICATE](#).

### Usage

| Method                     | Syntax                      | IBM i | HP NonStop | UNIX | Windows | z/OS |
|----------------------------|-----------------------------|-------|------------|------|---------|------|
| Command Line, Short Form   | n/a                         |       |            |      |         |      |
| Command Line, Long Form    | -private_key <i>file</i>    |       |            | ✓    | ✓       |      |
| Environment Variable       | UPPSPRIVATEKEY= <i>file</i> |       |            | ✓    | ✓       |      |
| Configuration File Keyword | private_key <i>file</i>     |       |            | ✓    | ✓       |      |

### Values

|                |                                                                                                               |
|----------------|---------------------------------------------------------------------------------------------------------------|
| <b>UNIX</b>    | <i>file</i> is the path of the PEM-formatted RSA private key file that corresponds to the X.509 certificates. |
| <b>Windows</b> | <i>file</i> is the path of the PEM-formatted RSA private key file that corresponds to the X.509 certificates. |

### Command Usage

The PRIVATE\_KEY option is an [SSL/TLS](#) option.

SSL/TLS options are associated with program execution, not commands. They are used to configure the environment and behavior of HTTPS connections with the PeopleSoft system. They can be used with any command, but they only impact HTTPS connections.

PRIVATE\_KEY\_PWD - UPPS configuration option

### Description

The PRIVATE\_KEY\_PWD option specifies the password or passphrase for the PEM-formatted RSA private key specified with the [PRIVATE\\_KEY](#) option.

**Note**  
Whether or not the password is required depends on whether or not it is required by the private key.

### Usage

| Method                   | Syntax                             | IBM i | HP NonStop | UNIX | Windows | z/OS |
|--------------------------|------------------------------------|-------|------------|------|---------|------|
| Command Line, Short Form | n/a                                |       |            |      |         |      |
| Command Line, Long Form  | -private_key_pwd <i>password</i>   |       |            | ✓    | ✓       |      |
| Environment Variable     | UPPSPRIVATEKEYPWD= <i>password</i> |       |            |      |         |      |

|                            |                                       |  |  |  |  |  |
|----------------------------|---------------------------------------|--|--|--|--|--|
|                            |                                       |  |  |  |  |  |
| Configuration File Keyword | private_key_password= <i>password</i> |  |  |  |  |  |

### Values

*password* is the password for the private key.

### Command Usage

The PRIVATE\_KEY\_PWD option is an [SSL/TLS](#) option.

SSL/TLS options are associated with program execution, not commands. They are used to configure the environment and behavior of HTTPS connections with the PeopleSoft system. They can be used with any command, but they only impact HTTPS connections.

PROCESS\_INSTANCE - UPPS configuration option

### Description

The PROCESS\_INSTANCE option specifies a PeopleSoft process instance number identifying the request to be returned.

### Usage

| Method                     | Syntax                             | IBM i | HP NonStop | UNIX | Windows | z/OS |
|----------------------------|------------------------------------|-------|------------|------|---------|------|
| Command Line, Short Form   | n/a                                |       |            |      |         |      |
| Command Line, Long Form    | -processinstance <i>number</i>     |       |            |      |         |      |
| Environment Variable       | UPPSPROCESSINSTANCE= <i>number</i> |       |            |      |         |      |
| Configuration File Keyword | processinstance <i>number</i>      |       |            |      |         |      |

### Value

*number* is the process instance number identifying the request to be returned.

### Command Usage

The PROCESS\_INSTANCE option is used in the following Universal Connector for PeopleSoft commands:

- [CANCEL PROCESS](#)
- [DELETE PROCESS](#)
- [DISPLAY PRCS GET REQUEST](#)
- [DISPLAY PRCS PRINT JOB REQUEST REPORT](#)
- [HOLD PROCESS](#)
- [WAIT for PROCESS](#)

PROCESS\_INSTANCE\_FROM - UPPS configuration option

### Description

The PROCESS\_INSTANCE\_FROM option specifies the starting (lower) process instance ID in a range of instance IDs to be displayed.

### Usage

| Method                     | Syntax                             | IBM i | HP NonStop | UNIX | Windows | z/OS |
|----------------------------|------------------------------------|-------|------------|------|---------|------|
| Command Line, Short Form   | n/a                                |       |            |      |         |      |
| Command Line, Long Form    | -processinstancefrom <i>ID</i>     |       |            |      |         |      |
| Environment Variable       | UPPSPROCESSINSTANCEFROM= <i>ID</i> |       |            |      |         |      |
| Configuration File Keyword | processinstancefrom <i>ID</i>      |       |            |      |         |      |

## Value

*ID* is the starting (lower) process instance ID in a range of instance IDs to be displayed.

## Command Usage

The PROCESS\_INSTANCE\_FROM option is used in the following Universal Connector for PeopleSoft command:

- [DISPLAY REQUESTS](#)

PROCESS\_INSTANCE\_TO - UPPS configuration option

## Description

The PROCESS\_INSTANCE\_TO option specifies the ending (upper) process instance ID in a range of instance IDs to be displayed.

## Usage

| Method                     | Syntax                           | IBM i | HP NonStop | UNIX | Windows | z/OS |
|----------------------------|----------------------------------|-------|------------|------|---------|------|
| Command Line, Short Form   | n/a                              |       |            |      |         |      |
| Command Line, Long Form    | -processinstanceto <i>ID</i>     |       |            | ✓    | ✓       |      |
| Environment Variable       | UPPSPROCESSINSTANCETO= <i>ID</i> |       |            | ✓    | ✓       |      |
| Configuration File Keyword | processinstanceto <i>ID</i>      |       |            | ✓    | ✓       |      |

## Value

*ID* is the ending (upper) process instance ID in a range of instance IDs to be displayed.

## Command Usage

The PROCESS\_INSTANCE\_TO option is used in the following Universal Connector for PeopleSoft command:

- [DISPLAY REQUESTS](#)

PROCESS\_FILE\_NAME - UPPS configuration option

## Description

The PROCESS\_FILE\_NAME option specifies an override for the dependent file name for the submitted process.

## Usage

| Method                     | Syntax                            | IBM i | HP NonStop | UNIX | Windows | z/OS |
|----------------------------|-----------------------------------|-------|------------|------|---------|------|
| Command Line, Short Form   | n/a                               |       |            |      |         |      |
| Command Line, Long Form    | -ProcessFileName <i>name</i>      |       |            | ✓    | ✓       |      |
| Environment Variable       | UPPS_PROCESSFILENAME= <i>name</i> |       |            | ✓    | ✓       |      |
| Configuration File Keyword | n/a                               |       |            |      |         |      |

## Value

*name* is the override for the dependent file name for the submitted process.

## Command Usage

The PROCESS\_FILE\_NAME option is used in the following Universal Connector for PeopleSoft commands:

- [SUBMIT PROCESS](#)

## PROCESS\_NAME - UPPS configuration option

### Description

The PROCESS\_NAME option specifies the name of a PeopleSoft process for which parameter names will be returned.

### Usage

| Method                     | Syntax                        | IBM i | HP NonStop | UNIX | Windows | z/OS |
|----------------------------|-------------------------------|-------|------------|------|---------|------|
| Command Line, Short Form   | n/a                           |       |            |      |         |      |
| Command Line, Long Form    | -processname <i>name</i>      |       |            | ✓    | ✓       |      |
| Environment Variable       | UPPS_PROCESSNAME= <i>name</i> |       |            | ✓    | ✓       |      |
| Configuration File Keyword | processname <i>name</i>       |       |            | ✓    | ✓       |      |

### Value

*name* is a name of the PeopleSoft process for which parameters will be returned.

### Command Usage

The PROCESS\_NAME option is used in the following Universal Connector for PeopleSoft commands:

- [DISPLAY OUTPUT FORMATS](#)
- [DISPLAY OUTPUT TYPES](#)
- [DISPLAY PRCS PARAMS](#)

## PROCESS\_REQUEST\_COUNT - UPPS configuration option

### Description

The PROCESS\_REQUEST\_COUNT option specifies the limit of the number of requests that will be returned.

### Usage

| Method                     | Syntax                                 | IBM i | HP NonStop | UNIX | Windows | z/OS |
|----------------------------|----------------------------------------|-------|------------|------|---------|------|
| Command Line, Short Form   | n/a                                    |       |            |      |         |      |
| Command Line, Long Form    | -processrequestcount <i>number</i>     |       |            | ✓    | ✓       |      |
| Environment Variable       | UPPSPROCESSREQUESTCOUNT= <i>number</i> |       |            | ✓    | ✓       |      |
| Configuration File Keyword | processrequestcount <i>number</i>      |       |            | ✓    | ✓       |      |

### Value

*number* is the limit of the number of requests that will be returned.

### Command Usage

The PROCESS\_REQUEST\_COUNT option is used in the following Universal Connector for PeopleSoft command:

- [DISPLAY REQUESTS](#)

## PROCESS\_TYPE - UPPS configuration option

### Description

The PROCESS\_TYPE option specifies a specific type of PeopleSoft process.

### Usage

| Method                     | Syntax                        | IBM i | HP NonStop | UNIX | Windows | z/OS |
|----------------------------|-------------------------------|-------|------------|------|---------|------|
| Command Line, Short Form   | n/a                           |       |            |      |         |      |
| Command Line, Long Form    | -processtype <i>type</i>      |       |            | ✓    | ✓       |      |
| Environment Variable       | UPPS_PROCESSTYPE= <i>type</i> |       |            | ✓    | ✓       |      |
| Configuration File Keyword | processtype <i>type</i>       |       |            | ✓    | ✓       |      |

## Value

*type* is a specific type of PeopleSoft process.

You can obtain the list of process types either of two ways:

- From the PeopleSoft Process Scheduler directly.
- Use the UPPS DISPLAY PROMPT command to get the "prompt" values. For example:

Valid values for *type* are:

- Application Engine
- XML Publisher
- Cube Builder
- COBOL SQL
- Crw Online
- Crystal
- Data Mover
- Database Agent
- Essbase Cube Builder
- Message Agent API
- Optimization Engine
- PSJob
- SQR Process
- SQR Report
- SQR Report For WF Delivery
- Winword
- nVision-Report
- nVision-ReportBook

## Command Usage

The PROCESS\_TYPE option is used in the following Universal Connector commands:

- [DISPLAY OUTPUT FORMATS](#)
- [DISPLAY OUTPUT TYPES](#)
- [DISPLAY PRCS GET SERVER CONSTRAINTS](#)
- [DISPLAY PROCESS NAMES](#)

PROMPT - UPPS configuration option

## Description

The PROMPT option specifies the type of prompt values in the PeopleSoft system that will be displayed by the [DISPLAY PRCS PROMPT](#) command.

## Usage

| Method                     | Syntax                   | IBM i | HP NonStop | UNIX | Windows | z/OS |
|----------------------------|--------------------------|-------|------------|------|---------|------|
| Command Line, Short Form   | n/a                      |       |            |      |         |      |
| Command Line, Long Form    | -prompt <i>types</i>     |       |            | ✓    | ✓       |      |
| Environment Variable       | UPPSPROMPT= <i>types</i> |       |            | ✓    | ✓       |      |
| Configuration File Keyword | prompt <i>types</i>      |       |            | ✓    | ✓       |      |

## Value

*values* is the type(s) of prompt values that will be displayed.

Valid values for *values* are:

- RunStatus
- DistributionStatus
- ServerName
- ProcessTypes
- OperatorId
- RecurrenceName

The prompt *values* are case sensitive.

## Command Usage

The PROMPT option is used in the following Universal Connector for PeopleSoft commands:

- [DISPLAY PROCESS NAMES](#)  
RECURRENCE\_NAME - UPPS configuration option

## Description

The RECURRENCE\_NAME option specifies the named recurrence definition to apply to the process submission.

## Usage

| Method                     | Syntax                            | IBM i | HP NonStop | UNIX | Windows | z/OS |
|----------------------------|-----------------------------------|-------|------------|------|---------|------|
| Command Line, Short Form   | n/a                               |       |            |      |         |      |
| Command Line, Long Form    | -RecurrenceName <i>name</i>       |       |            | ✓    | ✓       |      |
| Environment Variable       | UPPS_RECURRENCE_NAME= <i>name</i> |       |            | ✓    | ✓       |      |
| Configuration File Keyword | n/a                               |       |            |      |         |      |

## Value

*name* is a valid recurrence name defined to the PeopleSoft Process Scheduler.

### Note

The [DISPLAY PRCS PROMPT](#) UPPS command can be used to get list of valid recurrence names.

## Command Usage

The RECURRENCE\_NAME option is used in the following Universal Connector for PeopleSoft commands:

- [SUBMIT PROCESS](#)  
REPORT - UPPS configuration option

## Description

The REPORT option specifies whether or not the reports associated with a process are returned.

## Usage

| Method                   | Syntax                    | IBM i | HP NonStop | UNIX | Windows | z/OS |
|--------------------------|---------------------------|-------|------------|------|---------|------|
| Command Line, Short Form | n/a                       |       |            |      |         |      |
| Command Line, Long Form  | -report <i>option</i>     |       |            | ✓    | ✓       |      |
| Environment Variable     | UPPSREPORT= <i>option</i> |       |            | ✓    | ✓       |      |



|                            |                            |  |  |  |  |  |
|----------------------------|----------------------------|--|--|--|--|--|
| Configuration File Keyword | print_report <i>option</i> |  |  |  |  |  |
|----------------------------|----------------------------|--|--|--|--|--|

### Value

*option* is the specification for whether or not reports associated with a process are returned.

Valid values:

- **yes**  
The reports are returned.
- **no**  
The reports are not returned.

**Default is yes.**

### Command Usage

The REPORT option is used in the following Universal Connector for PeopleSoft commands:

- [SUBMIT PROCESS](#)

REPORT\_FOLDER\_NAME - UPPS configuration option

### Description

The REPORT\_FOLDER\_NAME option specifies an override for the folder name for the main job or process.



#### Note

For a process within a job, use the override for job item node (<JobItem> section) in a request definition file.

### Usage

| Method                     | Syntax                             | IBM i | HP NonStop | UNIX | Windows | z/OS |
|----------------------------|------------------------------------|-------|------------|------|---------|------|
| Command Line, Short Form   | n/a                                |       |            |      |         |      |
| Command Line, Long Form    | -ReportFolderName <i>name</i>      |       |            |      |         |      |
| Environment Variable       | UPPS_REPORTFOLDERNAME= <i>name</i> |       |            |      |         |      |
| Configuration File Keyword | n/a                                |       |            |      |         |      |

### Value

*name* is the report folder name.

### Command Usage

The REPORT\_FOLDER\_NAME option is used in the following Universal Connector for PeopleSoft commands:

- [SUBMIT PROCESS](#)

RETENTION\_DAYS - UPPS configuration option

### Description

The RETENTION\_DAYS option specifies an override for the retention days defined for a submitted process.

For a process within a job, enter the override for job item (<JobItem> section) in a request definition file.

### Usage

| Method                   | Syntax | IBM i | HP NonStop | UNIX | Windows | z/OS |
|--------------------------|--------|-------|------------|------|---------|------|
| Command Line, Short Form | n/a    |       |            |      |         |      |

|                            |                                   |  |  |  |  |  |
|----------------------------|-----------------------------------|--|--|--|--|--|
| Command Line, Long Form    | -RetentionDays <i>number</i>      |  |  |  |  |  |
| Environment Variable       | UPPS_RETENTIONDAYS= <i>number</i> |  |  |  |  |  |
| Configuration File Keyword | n/a                               |  |  |  |  |  |

### Value

*number* is the number of days that reports generated by the submitted process should be retained by the PeopleSoft system.

### Command Usage

The RETENTION\_DAYS option is used in the following Universal Connector for PeopleSoft commands:

- [SUBMIT PROCESS](#)

RETURN\_JOB\_LOG - UPPS configuration option

### Description

The RETURN\_JOB\_LOG option specifies whether or not the job's job log is returned.

### Usage

| Method                     | Syntax                     | IBM i | HP NonStop | UNIX | Windows | z/OS |
|----------------------------|----------------------------|-------|------------|------|---------|------|
| Command Line, Short Form   | -g <i>option</i>           |       |            |      |         |      |
| Command Line, Long Form    | -joblog <i>option</i>      |       |            |      |         |      |
| Environment Variable       | UPPS_JOBLOG= <i>option</i> |       |            |      |         |      |
| Configuration File Keyword | print_joblog <i>option</i> |       |            |      |         |      |

### Value

*option* is the specification for whether or not the job log is returned.

Valid values for *option* are:

- **yes**  
Job log is returned to standard out.
- **no**  
Job log is not returned.

**Default is yes.**

### Command Usage

The RETURN\_JOB\_LOG option is used in the following Universal Connector commands:

RETURN\_SPOOL\_LIST - UPPS configuration option

### Description

The RETURN\_SPOOL\_LIST option specifies whether or not the spool lists of all job steps are returned.

### Usage

| Method                   | Syntax                        | IBM i | HP NonStop | UNIX | Windows | z/OS |
|--------------------------|-------------------------------|-------|------------|------|---------|------|
| Command Line, Short Form | -s <i>option</i>              |       |            |      |         |      |
| Command Line, Long Form  | -spoolist <i>option</i>       |       |            |      |         |      |
| Environment Variable     | UPPS_SPOOLLIST= <i>option</i> |       |            |      |         |      |
|                          |                               |       |            |      |         |      |

|                            |                               |  |  |  |  |  |  |
|----------------------------|-------------------------------|--|--|--|--|--|--|
| Configuration File Keyword | print_spoollist <i>option</i> |  |  |  |  |  |  |
|----------------------------|-------------------------------|--|--|--|--|--|--|

**Value**

*option* is the specification for whether or not the spool lists are returned.

Valid values for *option* are:

- **yes**  
Spool lists are returned to standard out.
- **no**  
Spool lists are not returned.

**Default is yes.**

**Command Usage**

The RETURN\_SPOOL\_LIST option is used in the following Universal Connector commands:  
 RUN\_CONTROL\_ID - UPPS configuration option

**Description**

The RUN\_CONTROL\_ID option specifies the run control ID to be used for the process submission.  
 This can be an existing run control ID or a new one to be created for this instance.

**Usage**

| Method                     | Syntax                       | IBM i | HP NonStop | UNIX | Windows | z/OS |
|----------------------------|------------------------------|-------|------------|------|---------|------|
| Command Line, Short Form   | n/a                          |       |            |      |         |      |
| Command Line, Long Form    | -RunControlId <i>ID</i>      |       |            |      |         |      |
| Environment Variable       | UPPS_RUNCONTROLID= <i>ID</i> |       |            |      |         |      |
| Configuration File Keyword | n/a                          |       |            |      |         |      |

**Value**

*ID* is the run control ID to be used for process submission.

**Command Usage**

The RUN\_CONTROL\_ID option is used in the following Universal Connector for PeopleSoft commands:

- [SUBMIT PROCESS](#)

RUN\_DATE\_TIME - UPPS configuration option

**Description**

The RUN\_DATE\_TIME option specifies a custom run date time for the submitted process.  
 If this option is not specified, the PeopleSoft Process Scheduler will run the process upon receiving the request.

**Usage**

| Method                     | Syntax                        | IBM i | HP NonStop | UNIX | Windows | z/OS |
|----------------------------|-------------------------------|-------|------------|------|---------|------|
| Command Line, Short Form   | n/a                           |       |            |      |         |      |
| Command Line, Long Form    | -RunDateTime <i>date,time</i> |       |            |      |         |      |
| Environment Variable       | UPPS_RUNDATETIME= <i>time</i> |       |            |      |         |      |
| Configuration File Keyword | n/a                           |       |            |      |         |      |

## Value

*date,time* is the custom run date time for the submitted process.

The format is 2017-04-28 01.11.37.000000.

## Command Usage

The RUN\_DATE\_TIME option is used in the following Universal Connector for PeopleSoft commands:

- [SUBMIT PROCESS](#)

RUN\_STATUS - UPPS configuration option

## Description

The RUN\_STATUS option specifies filter requests by run status.

## Usage

| Method                     | Syntax                       | IBM i | HP NonStop | UNIX | Windows | z/OS |
|----------------------------|------------------------------|-------|------------|------|---------|------|
| Command Line, Short Form   | n/a                          |       |            |      |         |      |
| Command Line, Long Form    | -runstatus <i>status</i>     |       |            | ✓    | ✓       |      |
| Environment Variable       | UPPSRUNSTATUS= <i>status</i> |       |            | ✓    | ✓       |      |
| Configuration File Keyword | runstatus <i>status</i>      |       |            | ✓    | ✓       |      |

## Value

*status* is the run status by which you want to filter requests.

## Command Usage

The RUN\_STATUS option is used in the following Universal Connector for PeopleSoft command:

- [DISPLAY REQUESTS](#)

SERVER\_NAME - UPPS configuration option

## Description

The SERVER\_NAME option specifies a specific server name for which constraints will be returned.

## Usage

| Method                     | Syntax                       | IBM i | HP NonStop | UNIX | Windows | z/OS |
|----------------------------|------------------------------|-------|------------|------|---------|------|
| Command Line, Short Form   | n/a                          |       |            |      |         |      |
| Command Line, Long Form    | -servername <i>name</i>      |       |            | ✓    | ✓       |      |
| Environment Variable       | UPPS_SERVERNAME= <i>name</i> |       |            | ✓    | ✓       |      |
| Configuration File Keyword | servername <i>name</i>       |       |            | ✓    | ✓       |      |

## Value

*name* is the name of a specific server for which constraints will be returned.

## Command Usage

The SERVER\_NAME option is used in the following Universal Connector for PeopleSoft commands:

- [DISPLAY PRCS GET SERVER CONSTRAINTS](#)

SERVER\_RUN - UPPS configuration option

**Description**

The SERVER\_RUN option specifies filter requests by this server name.

**Usage**

| Method                     | Syntax                       | IBM i | HP NonStop | UNIX | Windows | z/OS |
|----------------------------|------------------------------|-------|------------|------|---------|------|
| Command Line, Short Form   | n/a                          |       |            |      |         |      |
| Command Line, Long Form    | -serverrun <i>server</i>     |       |            | ✓    | ✓       |      |
| Environment Variable       | UPPSSSEVERRUN= <i>server</i> |       |            | ✓    | ✓       |      |
| Configuration File Keyword | serverrun <i>server</i>      |       |            | ✓    | ✓       |      |

**Value**

*server* is the name of the server by which you want to filter requests.

**Command Usage**

The SERVER\_RUN option is used in the following Universal Connector for PeopleSoft command:

- [DISPLAY REQUESTS](#)

SSL\_CIPHER\_LIST - UPPS configuration Option

**Description**

The SSL\_CIPHER\_LIST option specifies the SSL/TLS cipher suites acceptable for use by the SSL/TLS protocol.

The SSL/TLS protocol uses the cipher suites to specify which encryption and message authentication (or message digest) algorithms to use.

**Usage**

| Method                     | Syntax                         | IBM i | HP NonStop | UNIX | Windows | z/OS |
|----------------------------|--------------------------------|-------|------------|------|---------|------|
| Command Line, Short Form   | n/a                            |       |            |      |         |      |
| Command Line, Long Form    | -ssl_cipher_list <i>list</i>   |       |            | ✓    | ✓       |      |
| Environment Variable       | UPPSSSLCIPHERLIST= <i>list</i> |       |            | ✓    | ✓       |      |
| Configuration File Keyword | ssl_cipher_list <i>list</i>    |       |            | ✓    | ✓       |      |

**Values**

*list* is a comma-separated list of SSL/TLS cipher suites. The following table identifies the list of SSL/TLS cipher suites supported for this option.

The list is in default order, with the most preferred suite first and the least preferred suite last.

| Cipher Suite      | Description                                                                  |
|-------------------|------------------------------------------------------------------------------|
| AES256-GCM-SHA384 | 256-bit AES encryption in Galois Counter Mode, SHA-2 384-bit message digest. |
| AES256-SHA        | 256-bit AES encryption with SHA-1 message digest.                            |
| AES128-GCM-SHA256 | 128-bit AES encryption in Galois Counter Mode, SHA-2 256-bit message digest. |
| AES128-SHA        | 128-bit AES encryption with SHA-1 message digest.                            |

|                               |                                                                                                                                                                                                                                                                                                                                                                                                                                                                                                                                                                               |
|-------------------------------|-------------------------------------------------------------------------------------------------------------------------------------------------------------------------------------------------------------------------------------------------------------------------------------------------------------------------------------------------------------------------------------------------------------------------------------------------------------------------------------------------------------------------------------------------------------------------------|
| ECDHE-RSA-AES256-GCM-SHA384   | Ephemeral Elliptic Curve Diffie-Hellman Key Exchange, RSA authentication, 256-bit AES encryption in Galois Counter Mode, SHA-2 384-bit message digest.                                                                                                                                                                                                                                                                                                                                                                                                                        |
| ECDHE-ECDSA-AES256-GCM-SHA384 | Ephemeral Elliptic Curve Diffie-Hellman Key Exchange, ECDSA authentication, 256-bit AES encryption in Galois Counter Mode, SHA-2 384-bit message digest.                                                                                                                                                                                                                                                                                                                                                                                                                      |
| ECDHE-RSA-AES128-GCM-SHA256   | Ephemeral Elliptic Curve Diffie-Hellman Key Exchange, RSA authentication, 128-bit AES encryption in Galois Counter Mode, SHA-2 256-bit message digest.                                                                                                                                                                                                                                                                                                                                                                                                                        |
| ECDHE-ECDSA-AES128-GCM-SHA256 | Ephemeral Elliptic Curve Diffie-Hellman Key Exchange, ECDSA authentication, 128-bit AES encryption in Galois Counter Mode, SHA-2 256-bit message digest.                                                                                                                                                                                                                                                                                                                                                                                                                      |
| RC4-SHA                       | 128-bit RC4 encryption with SHA-1 message digest.                                                                                                                                                                                                                                                                                                                                                                                                                                                                                                                             |
| RC4-MD5                       | 128-bit RC4 encryption with MD5 message digest.                                                                                                                                                                                                                                                                                                                                                                                                                                                                                                                               |
| DES-CBC3-SHA                  | 128-bit Triple-DES encryption with SHA-1 message digest.                                                                                                                                                                                                                                                                                                                                                                                                                                                                                                                      |
| DES-CBC-SHA                   | 128-bit DES encryption with SHA-1 message digest.<br><br><div style="background-color: #ffffcc; padding: 10px; border: 1px solid #ccc;"> <p><b>Note</b><br/>As of Universal Agent 6.7.0.0, DES-CBC-SHA is supported only on HP-UX.</p> <p>Additionally, any Agents on HP-UX that accept connections from, or attempt connections to, Agents on other platforms must be configured with at least one currently supported cipher suite besides DES-CBC-SHA. Therefore, those HP-UX Agents cannot be configured only with DES-CBC-SHA in their list of cipher suites.</p> </div> |
| NULL-SHA256                   | No encryption and SHA-2 256-bit message digest.                                                                                                                                                                                                                                                                                                                                                                                                                                                                                                                               |
| NULL-SHA                      | No encryption and SHA-1 message digest.                                                                                                                                                                                                                                                                                                                                                                                                                                                                                                                                       |
| NULL-MD5                      | No encryption and MD5 message digest.                                                                                                                                                                                                                                                                                                                                                                                                                                                                                                                                         |

## Command Usage

The SSL\_CIPHER\_LIST option is an [SSL/TLS](#) option.

SSL/TLS options are associated with program execution, not commands. They are used to configure the environment and behavior of HTTPS connections with the PeopleSoft system. They can be used with any command, but they only impact HTTPS connections.

SSL\_CIPHER\_SUITES - UPPS configuration Option

## Description

The SSL\_CIPHER\_SUITES option specifies one or more **SSL/TLS 1.3 specific** cipher suites that are acceptable for use by the SSL/TLS protocol.

The SSL/TLS protocol uses the cipher suites to specify which encryption and message authentication (or message digest) algorithms to use.

**i** This option is specific to TLS 1.3. To configure ciphers for TLS 1.2 and earlier, see the `ssl_cipher_list` option.

## Usage

| Method | Syntax | IBM i | HP NonStop | UNIX | Windows | z/OS |
|--------|--------|-------|------------|------|---------|------|
|--------|--------|-------|------------|------|---------|------|

|                            |                                  |  |  |   |   |  |
|----------------------------|----------------------------------|--|--|---|---|--|
| Command Line, Short Form   | n/a                              |  |  |   |   |  |
| Command Line, Long Form    | -ssl_cipher_suites <i>list</i>   |  |  | ✓ | ✓ |  |
| Environment Variable       | UPPSSSLCIPHERSUITES= <i>list</i> |  |  | ✓ | ✓ |  |
| Configuration File Keyword | ssl_cipher_suites <i>list</i>    |  |  | ✓ | ✓ |  |

### Values

*list* is a comma-separated list of TLS 1.3 SSL/TLS cipher suites. The following table identifies the list of SSL/TLS cipher suites supported for this option.

The list is in default order, with the most preferred suite first and the least preferred suite last.

| Cipher Suite                 | Description                                                                                  |
|------------------------------|----------------------------------------------------------------------------------------------|
| TLS_AES_256_GCM_SHA384       | 256-bit AES encryption in Galois Counter Mode, SHA-2 384-bit message digest                  |
| TLS_CHACHA20_POLY1305_SHA256 | 256-bit CHACHA encryption with POLY1305 message authentication, SHA-2 256-bit message digest |
| TLS_AES_128_GCM_SHA256       | 128-bit AES encryption in Galois Counter Mode, SHA-2 256-bit message digest                  |

### Command Usage

The SSL\_CIPHER\_SUITES option is an [SSL/TLS](#) option.

SSL/TLS options are associated with program execution, not commands. They are used to configure the environment and behavior of HTTPS connections with the PeopleSoft system. They can be used with any command, but they only impact HTTPS connections.

TIME\_ZONE - UPPS configuration option

### Description

The TIME\_ZONE option specifies the time zone to use for the [RUN\\_DATE\\_TIME](#) configuration option.

### Usage

| Method                     | Syntax                     | IBM i | HP NonStop | UNIX | Windows | z/OS |
|----------------------------|----------------------------|-------|------------|------|---------|------|
| Command Line, Short Form   | n/a                        |       |            |      |         |      |
| Command Line, Long Form    | -TimeZone <i>zone</i>      |       |            | ✓    | ✓       |      |
| Environment Variable       | UPPS_TIMEZONE= <i>zone</i> |       |            | ✓    | ✓       |      |
| Configuration File Keyword | n/a                        |       |            |      |         |      |

### Value

*zone* is a valid time zone abbreviation.

### Command Usage

The TIME\_ZONE option is used in the following Universal Connector for PeopleSoft commands:

- [SUBMIT PROCESS](#)

TO\_DATE - UPPS configuration option

### Description

The TO\_DATE option specifies the latest date to use for job selection or syslog request.

### Usage

| Method | Syntax | IBM i | HP NonStop | UNIX | Windows | z/OS |
|--------|--------|-------|------------|------|---------|------|
|--------|--------|-------|------------|------|---------|------|

|                            |                         |  |  |   |   |   |
|----------------------------|-------------------------|--|--|---|---|---|
| Command Line, Short Form   | n/a                     |  |  |   |   |   |
| Command Line, Long Form    | -todate <i>date</i>     |  |  | ✓ | ✓ | ✓ |
| Environment Variable       | UPPSTODATE= <i>date</i> |  |  | ✓ | ✓ |   |
| Configuration File Keyword | n/a                     |  |  |   |   |   |

### Value

*date* is the latest date to use for job selection or syslog request.

The format of *date* is:

YYYY/MM/DD

### Command Usage

The TO\_DATE option is used in the following Universal Connector for PeopleSoft commands:

- [DISPLAY REQUESTS](#)

TRACE\_FILE\_LINES - UPPS configuration option

### Description

The TRACE\_FILE\_LINES option specifies the maximum number of lines to write to the trace file.

A trace file is generated when the [MESSAGE\\_LEVEL](#) option is set to **trace**. The trace file will wrap around when the maximum number of lines has been reached and start writing trace entries after the trace header lines.

### Usage

| Method                     | Syntax                           | IBM i | HP NonStop | UNIX | Windows | z/OS |
|----------------------------|----------------------------------|-------|------------|------|---------|------|
| Command Line, Short Form   | n/a                              |       |            |      |         |      |
| Command Line, Long Form    | -tracefilelines <i>lines</i>     |       |            | ✓    | ✓       |      |
| Environment Variable       | UPPSTRACEFILELINES= <i>lines</i> |       |            | ✓    | ✓       |      |
| Configuration File Keyword | trace_file_lines <i>lines</i>    |       |            | ✓    | ✓       |      |

### Value

*lines* is the maximum number of lines to write to the trace file.

**Default is 500,000,000.**

### Command Usage

The TRACE\_FILE\_LINES option is a [MESSAGE](#) option.

MESSAGE options are associated with program execution, not commands. They specify different characteristics of **upps** messages.

TRACE\_TABLE - UPPS configuration option

### Description

The TRACE\_TABLE option specifies the size of a wrap-around trace table, and under what conditions the table is written to a file when the process ends.

Trace data can be written to a file / data set as it is produced, or it can be written to a table maintained in memory.

The trace table is written to a file / data set when the program ends under the conditions specified in this option. Tracing is activated, and a trace file is generated, when the [MESSAGE\\_LEVEL](#) option is set to **trace**.

### Usage

---



| Method                     | Syntax                       | IBM i | HP NonStop | UNIX | Windows | z/OS |
|----------------------------|------------------------------|-------|------------|------|---------|------|
| Command Line, Short Form   | n/a                          |       |            |      |         |      |
| Command Line, Long Form    | -trace_table size, condition |       |            | ✓    | ✓       |      |
| Environment Variable       | n/a                          |       |            |      |         |      |
| Configuration File Keyword | trace_table size, condition  |       |            | ✓    | ✓       |      |

## Values

*size* is the size (in bytes) of the table.

The size can be suffixed with either of the following characters:

- **M**  
Indicates that the size is specified in megabytes.
- **K**  
Indicates that the size is specified in kilobytes.

For example, 50M indicates that 50 X 1,048,576 bytes of memory is allocated for the trace table.

**Default is 0 (trace table is not used).**

*condition* is the condition under which the trace table is written.

Valid values for *condition* are:

- **error**  
Write the trace table if the program ends with a non-zero exit code.
- **always**  
Write the trace table when the program ends regardless of the exit code.
- **never**  
Never write the trace table.

**Default is never.**

## Command Usage

The TRACE\_TABLE option is a [MESSAGE](#) option.

MESSAGE options are associated with program execution, not commands. They specify different characteristics of **upps** messages.

USER\_ID - UPPS configuration option

## Description

The USER\_ID option specifies the PeopleSoft user ID with which to logon to the PeopleSoft system.

If the user ID is not specified and the command is executed from a console, Universal Connector for PeopleSoft prompts for a user ID.

## Usage

| Method                     | Syntax                    | IBM i | HP NonStop | UNIX | Windows | z/OS |
|----------------------------|---------------------------|-------|------------|------|---------|------|
| Command Line, Short Form   | -u <i>userid</i>          |       |            | ✓    | ✓       |      |
| Command Line, Long Form    | -userid <i>userid</i>     |       |            | ✓    | ✓       |      |
| Environment Variable       | UPPSUSERID= <i>userid</i> |       |            | ✓    | ✓       |      |
| Configuration File Keyword | userid <i>userid</i>      |       |            | ✓    | ✓       |      |

## Value

*userid* is the PeopleSoft user ID with which to logon to the PeopleSoft system.

## Command Usage

The USER\_ID option is a [USER](#) option.

USER options are associated with program execution, not commands. They are required to establish an RFC connection to a PeopleSoft system.  
VERIFY\_HOST\_NAME - UPPS configuration option

## Description

The VERIFY\_HOST\_NAME option specifies whether or not the PeopleSoft server's [X.509 certificate](#) host name is verified.

The identity is verified by matching the host specified in the [ENDPOINT](#) configuration option URL value to a Common Name field or a Subject Alternate Name field in the PeopleSoft server's certificate.

If verification fails, the session is rejected and UPPS terminates.

## Usage

| Method                     | Syntax                            | IBM i | HP NonStop | UNIX | Windows | z/OS |
|----------------------------|-----------------------------------|-------|------------|------|---------|------|
| Command Line, Short Form   | n/a                               |       |            |      |         |      |
| Command Line, Long Form    | -verify_host_name <i>option</i>   |       |            | ✓    | ✓       |      |
| Environment Variable       | UPPSVERIFYHOSTNAME= <i>option</i> |       |            | ✓    | ✓       |      |
| Configuration File Keyword | verify_host_name <i>option</i>    |       |            | ✓    | ✓       |      |

## Values

*option* is the specification for whether or not the [X.509 certificate](#) host name must be verified.

Valid values for *option* are:

- **yes**  
Verify the server's host name.
- **no**  
Do not verify the server's host name.

**Default is yes.**

## Command Usage

The VERIFY\_HOST\_NAME option is an [SSL/TLS](#) option.

SSL/TLS options are associated with program execution, not commands. They are used to configure the environment and behavior of HTTPS connections with the PeopleSoft system. They can be used with any command, but they only impact HTTPS connections.

VERIFY\_PEER - UPPS configuration option

## Description

The VERIFY\_PEER option specifies whether or not the authenticity of the PeopleSoft server's [X.509 certificate](#) is verified.

In order to verify the authenticity of the server's certificate, the [CA\\_CERTIFICATES](#) configuration option must point to a valid list of certificate authority certificates.

If verification fails, the session is rejected and UPPS terminates.

## Usage

| Method                     | Syntax                        | IBM i | HP NonStop | UNIX | Windows | z/OS |
|----------------------------|-------------------------------|-------|------------|------|---------|------|
| Command Line, Short Form   | n/a                           |       |            |      |         |      |
| Command Line, Long Form    | -verify_peer <i>option</i>    |       |            | ✓    | ✓       |      |
| Environment Variable       | UPPSVERIFYPEER= <i>option</i> |       |            | ✓    | ✓       |      |
| Configuration File Keyword | verify_peer <i>option</i>     |       |            | ✓    | ✓       |      |

## Values

*option* is the specification for whether or not the authenticity of the PeopleSoft server's [X.509 certificate](#) is verified.

Valid values for option are:

- **yes**  
Verify the server's certificate.
- **no**  
Do not verify the server's certificate.

**Default is no.**

(The default was previously yes but it was changed in 7.4.0.0 as tasks launched from the controller would always set `verify_peer` to no even when it was specified as yes, so in order to preserve previous functionality and not interfere with previously created tasks as much, the default was changed to no and setting the `verify_peer` option to yes now works as intended.)

## Command Usage

The `VERIFY_PEER` option is an [SSL/TLS](#) option.

SSL/TLS options are associated with program execution, not commands. They are used to configure the environment and behavior of HTTPS connections with the PeopleSoft system. They can be used with any command, but they only impact HTTPS connections.

VERSION - UPPS configuration option

## Description

The `VERSION` option writes Universal Connector for PeopleSoft version and copyright information.

## Usage

| Method                     | Syntax   | IBM i | HP NonStop | UNIX | Windows | z/OS |
|----------------------------|----------|-------|------------|------|---------|------|
| Command Line, Short Form   | -v       |       |            | ✓    | ✓       |      |
| Command Line, Long Form    | -version |       |            | ✓    | ✓       |      |
| Environment Variable       | n/a      |       |            |      |         |      |
| Configuration File Keyword | n/a      |       |            |      |         |      |

## Value

(There are no values required for this option.)

## Command Usage

The `VERSION` option is an [INFORMATIONAL](#) option.

INFORMATIONAL options are associated with program execution, not commands. They request information pertaining to the UPPS program.

WS\_RETRY\_COUNT - UPPS configuration option

## Description

The `WS_RETRY_COUNT` option specifies the number of unsuccessful web service call retry attempts that can occur before UPPS terminates the process and ends unsuccessfully.

## Usage

| Method                   | Syntax                         | IBM i | HP NonStop | UNIX | Windows | z/OS |
|--------------------------|--------------------------------|-------|------------|------|---------|------|
| Command Line, Short Form | n/a                            |       |            | ✓    | ✓       |      |
| Command Line, Long Form  | -ws_retry_count <i>count</i>   |       |            | ✓    | ✓       |      |
| Environment Variable     | UPPSWSRETRYCOUNT= <i>count</i> |       |            | ✓    | ✓       |      |

|                            |                             |  |  |  |  |  |
|----------------------------|-----------------------------|--|--|--|--|--|
| Configuration File Keyword | ws_retry_count <i>count</i> |  |  |  |  |  |
|----------------------------|-----------------------------|--|--|--|--|--|

**Value**

*count* must be a number. The default value is 10.

**Command Usage**

The WS\_RETRY\_COUNT option is an [NFT \(Network Fault Tolerant\)](#) option.

NFT (Network Fault Tolerant) options are associated with program execution, not commands. They are used to configure fault tolerant Web Service calls from UPPS to the PeopleSoft server.

WS\_RETRY\_INTERVAL - UPPS configuration option

**Description**

The WS\_RETRY\_INTERVAL option specifies the number of seconds that will elapse between a failed retryable web service call and the retry of that web service call.

**Usage**

| Method                     | Syntax                              | IBM i | HP NonStop | UNIX | Windows | z/OS |
|----------------------------|-------------------------------------|-------|------------|------|---------|------|
| Command Line, Short Form   | n/a                                 |       |            |      |         |      |
| Command Line, Long Form    | -ws_retry_interval <i>seconds</i>   |       |            |      |         |      |
| Environment Variable       | UPPSWSRETRYINTERVAL= <i>seconds</i> |       |            |      |         |      |
| Configuration File Keyword | ws_retry_interval <i>seconds</i>    |       |            |      |         |      |

**Value**

*seconds* must be a number. The minimum value is 1 second.

The default value is 10 seconds.

**Command Usage**

The WS\_RETRY\_INTERVAL option is an [NFT \(Network Fault Tolerant\)](#) option.

NFT (Network Fault Tolerant) options are associated with program execution, not commands. They are used to configure fault tolerant Web Service calls from UPPS to the PeopleSoft server.

## Universal Connector for PeopleSoft Job Definition Files

### Universal Connector Job Definition Files

Job definition files contain statements that specify the attributes of jobs. These job definitions are used by the SUBMIT, MODIFY, and RUN commands to define or modify jobs in an SAP system.

Universal Connector supports several different job types. The following pages provide a detailed description of the syntax options and requirements for each type of job definition.

- [XML Job Definition File Syntax](#)

XML Job Definition File Syntax

**Overview**

We need a description of the section.

- Request Message: PRQ\_SCHEDULE\_REQ
- Process Distribution Option Elements
- Process Output Option Elements
- Process Email Option Elements
- Job Item Elements

Job Item Distribution Option Elements  
Job Item Output Option Elements  
Job Item Email Option Elements  
RunTime Parameter Elements

See the PRCS\_SCHEDULE section on this Oracle page:

[https://docs.oracle.com/cd/E57990\\_01/pt853pbh2/eng/pt/trws/task\\_SchedulingaRequest-1b7f37.html#u9a638ba5-3f8e-4a51-8d01-8cc9d25b5095](https://docs.oracle.com/cd/E57990_01/pt853pbh2/eng/pt/trws/task_SchedulingaRequest-1b7f37.html#u9a638ba5-3f8e-4a51-8d01-8cc9d25b5095)

The XML format is below:

```
<prq:Schedule><RunControlId>?</RunControlId><ProcessType>?</ProcessType><!--
Optional:--><ProcessName>?</ProcessName><!--Optional:--><JobName>?<
/JobName><!--Optional:--><ServerName>?</ServerName><!--Optional:--
><RunDateTime>?</RunDateTime><!--Optional:--><TimeZone>?</TimeZone><!--
Optional:--><RecurranceName>?</RecurranceName><!--Optional:--
><OutputDestinationType>?</OutputDestinationType><!--Optional:--
><OutputDestinationFormat>?</OutputDestinationFormat><!--Optional:--
><OutputDestinationString>?</OutputDestinationString><!--Optional:--
><ReportFolderName>?</ReportFolderName><!--Optional:--><ProcessFileName>?<
/ProcessFileName><!--Optional:--><RetentionDays>?</RetentionDays><!--Zero or
more repetitions:--><PrCsDistributionOption><PrCsDistributionIdType>?<
/PrCsDistributionIdType><PrCsDistributionId>?</PrCsDistributionId><
/PrCsDistributionOption><!--Optional:--
><PrCsOutputOption><PrCsOutputDestinationType>?<
/PrCsOutputDestinationType><PrCsOutputDestinationFormat>?<
/PrCsOutputDestinationFormat><!--Optional:--><PrCsOutputDestinationString>?<
/PrCsOutputDestinationString></PrCsOutputOption><!--Optional:--
><PrCsEmailOption><!--Optional:--><PrCsEmailSubject>?</PrCsEmailSubject><!--
Optional:--><PrCsEmailText>?</PrCsEmailText><PrCsEmailAddresses>?<
/PrCsEmailAddresses><PrCsEmailAttachLog>false<
/PrCsEmailAttachLog><PrCsEmailWebReport>false</PrCsEmailWebReport><
/PrCsEmailOption><!--Zero or more repetitions:--><JobItem><JobName>?<
/JobName><!--Optional:--><ProcessItemLevel>?</ProcessItemLevel><!--Optional:
--><JobSequenceNumber>?</JobSequenceNumber><!--Optional:--
><SeqNoInItemLevel>?</SeqNoInItemLevel><!--Optional:--
><DistributionOption><DistributionIdType>?<
/DistributionIdType><DistributionId>?</DistributionId></DistributionOption><!--
Optional:--><OutputOption><OutputDestinationType>?<
/OutputDestinationType><OutputDestinationFormat>?</OutputDestinationFormat><!--
Optional:--><OutputDestinationString>?</OutputDestinationString><
/OutputOption><!--Optional:--><EmailOption><!--Optional:--><EmailSubject>?<
/EmailSubject><!--Optional:--><EmailText>?</EmailText><EmailAddresses>?<
/EmailAddresses><EmailAttachLog>false</EmailAttachLog><EmailWebReport>false<
/EmailWebReport></EmailOption><!--Optional:--><ReportFolderName>?<
/ReportFolderName><!--Optional:--><RetentionDays>?</RetentionDays><
/JobItem><!--Zero or more repetitions:--><RunTimeParameter><ProcessName>?<
/ProcessName><ProcessType>?</ProcessType><ParameterName>?<
/ParameterName><ParameterValue>?</ParameterValue></RunTimeParameter></prq:
Schedule>
```